

## HEXPOL AB CLASS B

ISIN: SE0007074281 WKN: -

## Overview

2024/04/29 09:10:08

Price  
10.36 EURDifference  -3.45% (-0.37)

## General attributes

ISIN	SE0007074281
Symbol	HPOL B
Exchange	Duesseldorf
Currency	EUR
Sector	Chemical / Pharmaceutical / Health
Security type	Stock
Market cap (m)	3,587 EUR
Benchmark	OMX STOCKHOLM 30 INDEX

## Market data

Bid (Bid size)	10.59 EUR (480)
Ask (Ask size)	10.70 EUR (480)
Open	10.32 EUR
High	10.36 EUR
Low	10.32 EUR
Close (prev. day)	10.73 EUR
VWAP	-
Volume (pcs)	0
Trading volume	0.00
Number of trades	2
Last size	0

## Futures and Options










Related Futures	14
Related Options	-

5y



Information about previous performance does not guarantee future performance.  
Source: FactSet

## Recent research

on sector			
Date		Headline	Download
2024/04/26		Global Equity Ratings	
2024/04/26		Aktienempfehlungen Global	
2024/04/15		Aktienempfehlungen Österreich	
2024/04/03		Global Equity Ratings	
2024/04/03		Aktienempfehlungen Global	

## Details

2024/04/29 09:10:08

## Price

10.36 EUR

Difference  -3.45% (-0.37)

## General attributes

ISIN	SE0007074281
Symbol	HPOL B
Exchange	Duesseldorf
Currency	EUR
Sector	Chemical / Pharmaceutical / Health
Security type	Stock
Market cap (m)	3,587 EUR
Benchmark	OMX STOCKHOLM 30 INDEX

## Market data

Bid (Bid size)	10.59 EUR (480)
Ask (Ask size)	10.70 EUR (480)
Open	10.32 EUR
High	10.36 EUR
Low	10.32 EUR
Close (prev. day)	10.73 EUR
VWAP	-
Volume (pcs)	0
Trading volume	0.00
Number of trades	2
Last size	0

## Performance and Risk

	6m	1y	3y
Perf (%)	+41.00%	+0.66%	-
Perf (abs.)	+3.12	+0.07	-
Beta	1.24	1.16	1.15
Volatility	25.02	26.57	-

5y



Information about previous performance does not guarantee future performance.  
Source: FactSet

## Price data

Ø price 5 days   Ø volume 5 days (pcs.)	10.97 EUR (0)
Ø price 30 days   Ø volume 30 days (pcs.)	11.29 EUR (0)
Ø price 100 days   Ø volume 100 days (pcs.)	10.70 EUR (0)
Ø price 250 days   Ø volume 250 days (pcs.)	9.73 EUR (1)
YTD High   date	11.97 EUR (2024/04/08)
YTD Low   date	9.73 EUR (2024/01/17)
52 Weeks High   date	11.97 EUR (2024/04/08)
52 Weeks Low   date	7.60 EUR (2023/10/25)

## Arbitrage views

Exchange 	Date	Time	Price	Trading volume (mio.)	Number of trades
Tradegate	2024/04/29	08:27	10.45 EUR	0.00	1
Stuttgart	2024/04/29	10:30	10.66 EUR	0.00	3
Nasdaq Stockholm	2024/04/29	10:53	124.50 SEK	10.01	432
Munich	2024/04/29	08:09	10.48 EUR	0.00	1
London Stock Exchange	2024/	09:00	124.20 SEK	0.00	1

European Trade Reporting	04/29					
Frankfurt	2024/ 04/29	09:15	10.43 EUR	0.00		2
FINRA other OTC Issues	2024/ 04/26	21:30	11.40 USD	0.00		2
Duesseldorf	2024/ 04/29	09:10	10.36 EUR	0.00		2
Berlin	2024/ 04/29	10:27	10.72 EUR	0.00		4

# Company profile

## Company Logo



### Contact Details

HEXPOL AB

--

Skeppsbron 3 221 20 Malmö

Telefon: +46-40-254660

Fax: +46-40-254689

E-mail: [info@hexpol.com](mailto:info@hexpol.com)

## Company Profile

-

### Members of Management Board

Georg Brunstam Chairman of Managing Board

Carsten Rüter Member of Executive Committee

Jan Wikström Member of Executive Committee

Ken Bloom Member of Executive Committee

Magnus Berglund Member of Executive Committee

Peter Rosén Member of Executive Committee

Ralph Wolkener Member of Executive Committee

### Board of directors

Alf Göran Göransson Chairman of Supervisory Board

Ann Kerstin Birgitta Lindell Member of Supervisory Board

Jan-Anders Edvin Månsson Member of Supervisory Board

Eva Christina Malin Persson Member of Supervisory Board

Henrik Elmin Member of Supervisory Board

Märta I K Schörling Andreen Member of Supervisory Board

Nils Johan Einar Andersson Member of Supervisory Board