

AXFOOD AB

ISIN: **SE0006993770**

WKN: **5915916**

Overview

2024/04/23 16:31:56

Price
24.71 EUR

Difference  0.82% (0.20)

General attributes

| | |
|----------------|------------------------|
| ISIN | SE0006993770 |
| Symbol | AXFO |
| Exchange | Duesseldorf |
| Currency | EUR |
| Sector | Other |
| Security type | Stock |
| Market cap (m) | 5,407 EUR |
| Benchmark | OMX STOCKHOLM 30 INDEX |

Market data

| | |
|-------------------|-----------|
| Bid (Bid size) | - |
| Ask (Ask size) | - |
| Open | 24.55 EUR |
| High | 24.89 EUR |
| Low | 24.55 EUR |
| Close (prev. day) | 24.51 EUR |
| VWAP | - |
| Volume (pcs) | 0 |
| Trading volume | 0.00 |
| Number of trades | 4 |
| Last size | 0 |

Futures and Options





| | |
|-----------------|----|
| Related Futures | 30 |
| Related Options | - |

5y



Information about previous performance does not guarantee future performance.
Source: FactSet

Recent research

| on sector | | | |
|------------|---|-------------------------------|---|
| Date | | Headline | Download |
| 2024/04/19 |  | Equity Weekly |  |
| 2024/04/15 |  | Aktienempfehlungen Österreich |  |
| 2024/04/12 |  | Equity Weekly |  |
| 2024/04/05 |  | Equity Weekly |  |
| 2024/04/03 |  | Global Equity Ratings |  |

Details

2024/04/23 16:31:56

Price

24.71 EUR

Difference ▲ 0.82% (0.20)

General attributes

| | |
|----------------|------------------------|
| ISIN | SE0006993770 |
| Symbol | AXFO |
| Exchange | Duesseldorf |
| Currency | EUR |
| Sector | Other |
| Security type | Stock |
| Market cap (m) | 5,407 EUR |
| Benchmark | OMX STOCKHOLM 30 INDEX |

Market data

| | |
|-------------------|-----------|
| Bid (Bid size) | - |
| Ask (Ask size) | - |
| Open | 24.55 EUR |
| High | 24.89 EUR |
| Low | 24.55 EUR |
| Close (prev. day) | 24.51 EUR |
| VWAP | - |
| Volume (pcs) | 0 |
| Trading volume | 0.00 |
| Number of trades | 4 |
| Last size | 0 |

Performance and Risk

| | 6m | 1y | 3y |
|-------------|---------|--------|------|
| Perf (%) | +22.64% | +5.46% | - |
| Perf (abs.) | +4.53 | +1.27 | - |
| Beta | 0.21 | 0.17 | 0.26 |
| Volatility | 20.55 | 21.72 | - |

5y



Information about previous performance does not guarantee future performance.
Source: FactSet

Price data

| | |
|---|------------------------|
| Ø price 5 days Ø volume 5 days (pcs.) | 24.54 EUR (0) |
| Ø price 30 days Ø volume 30 days (pcs.) | 25.76 EUR (0) |
| Ø price 100 days Ø volume 100 days (pcs.) | 24.51 EUR (0) |
| Ø price 250 days Ø volume 250 days (pcs.) | 22.50 EUR (0) |
| YTD High date | 26.76 EUR (2024/03/27) |
| YTD Low date | 22.38 EUR (2024/01/25) |
| 52 Weeks High date | 26.76 EUR (2024/03/27) |
| 52 Weeks Low date | 18.76 EUR (2023/06/26) |

Arbitrage views

| Exchange ⊕ | Date | Time | Price | Trading volume (mio.) | Number of trades |
|--|------------|-------|------------|-----------------------|------------------|
| Stuttgart | 2024/04/23 | 13:42 | 24.96 EUR | 0.00 | 7 |
| Nasdaq Stockholm | 2024/04/23 | 17:24 | 290.30 SEK | 32.60 | 1,703 |
| Munich | 2024/04/23 | 08:02 | 24.81 EUR | 0.00 | 1 |
| London Stock Exchange European Trade Reporting | 2024/04/23 | 17:25 | 288.40 SEK | 0.00 | 2 |
| Hanover | 2024/ | 08:00 | 24.53 EUR | 0.00 | 1 |

| | | | | | | |
|------------------------|----------------|-------|-----------|------|--|----|
| | 04/23 | | | | | |
| Frankfurt | 2024/ 04/23 | 08:01 | 24.53 EUR | 0.00 | | 1 |
| FINRA other OTC Issues | 2024/ 02/21 | 17:37 | 26.83 USD | 0.02 | | 1 |
| Duesseldorf | 2024/ 04/23 | 16:31 | 24.71 EUR | 0.00 | | 4 |
| Berlin | 2024/ 04/23 | 17:00 | 25.05 EUR | 0.00 | | 12 |

Company profile

Company Logo

Contact Details

AXFOOD

--

Telefon: -

Fax: -

E-mail: -

Company Profile

-