

DUSTIN GROUP AB NPV

ISIN: SE0006625471 WKN: -

Overview

2024/09/13 19:30:10

Price
0.725 EURDifference  -14.10% (-0.12)

General attributes

ISIN	SE0006625471
Symbol	DUST
Exchange	Duesseldorf
Currency	EUR
Sector	Commerce
Security type	Stock
Market cap (m)	356 EUR
Benchmark	OMX STOCKHOLM 30 INDEX

Market data

Bid (Bid size)	-
Ask (Ask size)	-
Open	0.897 EUR
High	0.897 EUR
Low	0.725 EUR
Close (prev. day)	0.844 EUR
VWAP	-
Volume (pcs)	0
Trading volume	0.00
Number of trades	6
Last size	0

Futures and Options











Related Futures	-
Related Options	-

5y



Information about previous performance does not guarantee future performance.
Source: FactSet

Recent research

on sector			
Date		Headline	Download
2024/09/11		Global Equity Ratings	
2024/09/11		Aktienempfehlungen Global	
2024/09/05		Global Equity Ratings	
2024/09/05		Aktienempfehlungen Global	
2024/08/12		Global Equity Ratings	

Details

2024/09/13 19:30:10

Price
0.725 EUR

Difference ▼ -14.10% (-0.12)

General attributes

ISIN	SE0006625471
Symbol	DUST
Exchange	Duesseldorf
Currency	EUR
Sector	Commerce
Security type	Stock
Market cap (m)	356 EUR
Benchmark	OMX STOCKHOLM 30 INDEX

Market data

Bid (Bid size)	-
Ask (Ask size)	-
Open	0.897 EUR
High	0.897 EUR
Low	0.725 EUR
Close (prev. day)	0.844 EUR
VWAP	-
Volume (pcs)	0
Trading volume	0.00
Number of trades	6
Last size	0

Performance and Risk

	6m	1y	3y
Perf (%)	-35.61%	-22.27%	-85.37%
Perf (abs.)	-0.40	-0.21	-4.23
Beta	-	-	-
Volatility	49.60	58.31	51.61



Information about previous performance does not guarantee future performance.
Source: FactSet

Price data

Ø price 5 days Ø volume 5 days (pcs.)	0.807 EUR (0)
Ø price 30 days Ø volume 30 days (pcs.)	0.846 EUR (0)
Ø price 100 days Ø volume 100 days (pcs.)	0.981 EUR (0)
Ø price 250 days Ø volume 250 days (pcs.)	0.927 EUR (26)
YTD High date	1.273 EUR (2024/06/03)
YTD Low date	0.725 EUR (2024/09/13)
52 Weeks High date	1.273 EUR (2024/06/03)
52 Weeks Low date	0.544 EUR (2023/10/31)

All listings for DUSTIN GROUP AB NPV

Exchange	Date	Time	Price	Trading volume (mio.)	Number of trades
Stuttgart	2024/09/13	16:37	0.7755 EUR	0.00	13
Nasdaq Stockholm	2024/09/13	18:00	8.955 SEK	99.67	5,486
Munich	2024/09/13	08:12	0.92 EUR	0.00	1
London Stock Exchange European Trade Reporting	2024/09/13	17:25	87.20 SEK	0.00	1
Frankfurt	2024/	17:19	0.725 EUR	0.00	8

	09/13					
FINRA other OTC Issues	2023/ 12/19	15:55	0.936 USD	0.00		1
Duesseldorf	2024/ 09/13	19:30	0.725 EUR	0.00		6
Berlin	2024/ 09/13	21:43	0.7935 EUR	0.00		19

Company profile

Company Logo

Contact Details

DUSTIN GROUP

--

Telefon: -

Fax: -

E-mail: -

Company Profile

-