

BRUNEL INTERNATIONAL N.V.

ISIN: NL0010776944 WKN: 951140

Overview

2024/04/19 08:11:24

Price
9.85 EURDifference  -0.51% (-0.05)

General attributes

ISIN	NL0010776944
Symbol	BRNL
Exchange	Duesseldorf
Currency	EUR
Sector	Other
Security type	Stock
Market cap (m)	505 EUR
Benchmark	AMSTERDAM EXCHANGES INDEX

Market data

Bid (Bid size)	-
Ask (Ask size)	-
Open	9.85 EUR
High	9.85 EUR
Low	9.85 EUR
Close (prev. day)	9.90 EUR
VWAP	-
Volume (pcs)	0
Trading volume	0.00
Number of trades	3
Last size	0

Futures and Options





Related Futures	-
Related Options	-

5y



Information about previous performance does not guarantee future performance.
Source: FactSet

Recent research

on sector		on market	
Date		Headline	Download
2024/04/19		Equity Weekly	
2024/04/15		Aktienempfehlungen Österreich	
2024/04/12		Equity Weekly	
2024/04/05		Equity Weekly	
2024/04/03		Global Equity Ratings	

Details

2024/04/19 08:11:24

Price

9.85 EUR

 Difference ▼ -0.51% (-0.05)

General attributes

ISIN	NL0010776944
Symbol	BRNL
Exchange	Duesseldorf
Currency	EUR
Sector	Other
Security type	Stock
Market cap (m)	505 EUR
Benchmark	AMSTERDAM EXCHANGES INDEX

Market data

Bid (Bid size)	-
Ask (Ask size)	-
Open	9.85 EUR
High	9.85 EUR
Low	9.85 EUR
Close (prev. day)	9.90 EUR
VWAP	-
Volume (pcs)	0
Trading volume	0.00
Number of trades	3
Last size	0

Performance and Risk

	6m	1y	3y
Perf (%)	-22.93%	-22.32%	-
Perf (abs.)	-2.93	-2.83	-
Beta	1.12	0.74	0.86
Volatility	30.52	25.67	-

5y



Information about previous performance does not guarantee future performance.

Source: FactSet

Price data

Ø price 5 days Ø volume 5 days (pcs.)	9.98 EUR (0)
Ø price 30 days Ø volume 30 days (pcs.)	10.04 EUR (0)
Ø price 100 days Ø volume 100 days (pcs.)	10.48 EUR (0)
Ø price 250 days Ø volume 250 days (pcs.)	11.52 EUR (0)
YTD High date	11.16 EUR (2024/01/02)
YTD Low date	9.74 EUR (2024/03/18)
52 Weeks High date	13.46 EUR (2023/10/13)
52 Weeks Low date	9.74 EUR (2024/03/18)

Arbitrage views

Exchange	Date	Time	Price	Trading volume (mio.)	Number of trades
Tradegate	2024/04/19	22:26	9.92 EUR	0.00	1
Stuttgart	2024/04/19	08:05	9.87 EUR	0.00	3
Munich	2024/04/19	08:14	9.93 EUR	0.00	2
London Stock Exchange European Trade Reporting	2024/04/19	17:30	9.935 EUR	0.00	2
Frankfurt	2024/04/19	08:10	9.72 EUR	0.00	2

	04/19					
Euronext Amsterdam	2024/ 04/19	17:35	9.98 EUR	0.59		273
Duesseldorf	2024/ 04/19	08:11	9.85 EUR	0.00		3
Berlin	2024/ 04/19	21:50	9.91 EUR	0.00		18

Company profile

Company Logo

Brunel

Contact Details

BRUNEL INTERNATIONAL NV

--

John M. Keynesplein 33 - 1066 EP
Amsterdam

Telefon: +31-20-312-50-00

Fax: +

E-mail: info@brunelinternational.net

Company Profile

-

Members of Management Board

Jilko Andringa Chairman of Managing Board

Graeme Maude Member of Executive Committee

Peter de Laat Member of Executive Committee

Board of directors

Frank van der Vloed Chairman of Supervisory Board

Justinus Jacobus Spee Member of Supervisory Board

Kitty Koelemeijer Member of Supervisory Board