

JM AB

ISIN: SE0000806994

WKN: 4155508

Overview

2024/07/26 19:32:01

Price

17.63 EUR

Difference  1.21% (0.21)

General attributes

ISIN	SE0000806994
Symbol	JM
Exchange	Duesseldorf
Currency	EUR
Sector	Other
Security type	Stock
Market cap (m)	1,155 EUR
Benchmark	OMX STOCKHOLM 30 INDEX

Market data

Bid (Bid size)	-
Ask (Ask size)	-
Open	17.40 EUR
High	17.76 EUR
Low	17.40 EUR
Close (prev. day)	17.42 EUR
VWAP	-
Volume (pcs)	0
Trading volume	0.00
Number of trades	7
Last size	0

Futures and Options

Related Futures	30
Related Options	-









5y



Information about previous performance does not guarantee future performance.

Source: FactSet

Recent research

on sector			
Date		Headline	Download
2024/07/26		Equity Weekly	
2024/07/24		Global Equity Ratings	
2024/07/24		Aktienempfehlungen Global	
2024/07/15		Aktienempfehlungen Global	
2024/07/12		Global Equity Ratings	

Details

2024/07/26 19:32:01

Price

17.63 EUR

Difference ▲ 1.21% (0.21)

General attributes

ISIN	SE0000806994
Symbol	JM
Exchange	Duesseldorf
Currency	EUR
Sector	Other
Security type	Stock
Market cap (m)	1,155 EUR
Benchmark	OMX STOCKHOLM 30 INDEX

Market data

Bid (Bid size)	-
Ask (Ask size)	-
Open	17.40 EUR
High	17.76 EUR
Low	17.40 EUR
Close (prev. day)	17.42 EUR
VWAP	-
Volume (pcs)	0
Trading volume	0.00
Number of trades	7
Last size	0

Performance and Risk

	6m	1y	3y
Perf (%)	+21.92%	+23.98%	-40.34%
Perf (abs.)	+3.17	+3.41	-11.92
Beta	1.04	1.59	1.21
Volatility	33.90	44.91	42.31

5y



Information about previous performance does not guarantee future performance.
Source: FactSet

Price data

Ø price 5 days Ø volume 5 days (pcs.)	17.69 EUR (0)
Ø price 30 days Ø volume 30 days (pcs.)	17.67 EUR (0)
Ø price 100 days Ø volume 100 days (pcs.)	17.14 EUR (0)
Ø price 250 days Ø volume 250 days (pcs.)	14.65 EUR (0)
YTD High date	19.30 EUR (2024/07/10)
YTD Low date	12.83 EUR (2024/01/19)
52 Weeks High date	19.30 EUR (2024/07/10)
52 Weeks Low date	9.32 EUR (2023/10/30)

Arbitrage views

Exchange ⊕	Date	Time	Price	Trading volume (mio.)	Number of trades
Stuttgart	2024/07/26	13:56	17.86 EUR	0.00	9
Nasdaq Stockholm	2024/07/26	18:00	210.40 SEK	11.99	566
Munich	2024/07/26	08:04	17.90 EUR	0.00	2
London Stock Exchange European Trade Reporting	2024/07/26	17:25	210.30 SEK	0.00	2
Frankfurt	2024/	08:03	17.45 EUR	0.00	2

	07/26					
Duesseldorf	2024/ 07/26	19:32	17.63 EUR	0.00		7
Berlin	2024/ 07/26	08:04	17.46 EUR	0.00		3

Company profile

Company Logo

Contact Details

JM AB

--

Telefon: -

Fax: -

E-mail: -

Company Profile

-

Members of Management Board

Johan Skoglund Chairman of Managing Board

Anders Wimmerstedt Member of Executive Committee

Carl Bandhold Member of Executive Committee

Malin Lundgren Member of Executive Committee

Maria Bäckman Member of Executive Committee

Mikael Åslund Member of Executive Committee

Per Lundquist Member of Executive Committee

Pär Vennerström Member of Executive Committee

Susanne Persson Member of Executive Committee

Board of directors

Fredrik Persson Chairman of Supervisory Board

Camilla Krogh Member of Supervisory Board

Jan Thomas Strömberg Member of Supervisory Board

Jenny Larsson Member of Supervisory Board

Jonny Ånges Member of Supervisory Board

Kerstin Elisabeth Gillsbro Member of Supervisory Board

Olav Line Member of Supervisory Board

Per Petersén Member of Supervisory Board

Peter Olsson Member of Supervisory Board

Stefan Alexander Björkman Member of Supervisory Board

Thure Bo Thomas Thuresson Member of Supervisory Board