

ATLAS ARTERIA GROUP

ISIN: **AU0000013559** WKN: -

Overview

2024/09/11 15:45:20

Price
3.06 USDDifference  -15.00% (-0.54)

General attributes

ISIN	AU0000013559
Symbol	ALX
Exchange	FINRA other OTC Issues
Currency	USD
Sector	Transport
Security type	Stock
Market cap (m)	0
Benchmark	ASX ALL ORDINARIES INDEX

Market data

Bid (Bid size)	-
Ask (Ask size)	-
Open	3.16 USD
High	3.16 USD
Low	3.06 USD
Close (prev. day)	3.60 USD
VWAP	3.066901 USD
Volume (pcs)	1,524
Trading volume	4,711.69
Number of trades	3
Last size	1,349

Futures and Options

Related Futures	-
Related Options	-





5y



Information about previous performance does not guarantee future performance.

Source: FactSet

Recent research

on sector			
Date		Headline	Download
2024/09/11		Global Equity Ratings	
2024/09/11		Aktienempfehlungen Global	
2024/09/09		Aktienempfehlungen Österreich	
2024/09/05		Global Equity Ratings	
2024/09/05		Aktienempfehlungen Global	

Details

2024/09/11 15:45:20

Price

3.06 USD

Difference 📉 -15.00% (-0.54)

General attributes

ISIN	AU0000013559
Symbol	ALX
Exchange	FINRA other OTC Issues
Currency	USD
Sector	Transport
Security type	Stock
Market cap (m)	0
Benchmark	ASX ALL ORDINARIES INDEX

Market data

Bid (Bid size)	-
Ask (Ask size)	-
Open	3.16 USD
High	3.16 USD
Low	3.06 USD
Close (prev. day)	3.60 USD
VWAP	3.066901 USD
Volume (pcs)	1,524
Trading volume	4,711.69
Number of trades	3
Last size	1,349

Performance and Risk

	6m	1y	3y
Perf (%)	-	-20.42%	-38.65%
Perf (abs.)	-	-0.79	-1.93
Beta	-	-	-
Volatility	84.52	71.08	54.51

5y



Information about previous performance does not guarantee future performance.

Source: FactSet

Price data

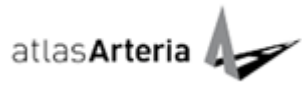
Ø price 5 days Ø volume 5 days (pcs.)	3.33 USD (497)
Ø price 30 days Ø volume 30 days (pcs.)	3.47 USD (438)
Ø price 100 days Ø volume 100 days (pcs.)	3.44 USD (1,225)
Ø price 250 days Ø volume 250 days (pcs.)	3.55 USD (1,520)
YTD High date	4.00 USD (2024/01/05)
YTD Low date	3.06 USD (2024/09/11)
52 Weeks High date	4.14 USD (2023/12/28)
52 Weeks Low date	3.06 USD (2024/09/11)

Arbitrage views

Exchange 📍	Date	Time	Price	Trading volume (mio.)	Number of trades
Stuttgart	2024/09/13	10:35	2.96 EUR	0.00	4
Frankfurt	2024/09/13	08:03	2.86 EUR	0.00	2
FINRA other OTC Issues	2024/09/11	15:45	3.06 USD	0.00	3
Duesseldorf	2024/09/13	19:30	2.94 EUR	0.00	7
Australian Securities	2024/09/13	08:10	5.01 AUD	7.54	3,346

Company profile

Company Logo



Company Profile

-

Contact Details

ATLAS ARTERIA

--

Telefon: -

Fax: -

E-mail: -