

## ANORA GROUP OYJ

ISIN: **FI4000292438** WKN: -

## Overview

2024/09/17 08:11:24

Price  
4.135 EURDifference  0.00% (0.00)

## General attributes

ISIN	FI4000292438
Symbol	ANORA
Exchange	Duesseldorf
Currency	EUR
Sector	Consumer Products
Security type	Stock
Market cap (m)	277 EUR
Benchmark	OMX HELSINKI 25

## Market data

Bid (Bid size)	-
Ask (Ask size)	-
Open	4.135 EUR
High	4.135 EUR
Low	4.135 EUR
Close (prev. day)	4.135 EUR
VWAP	-
Volume (pcs)	0
Trading volume	0.00
Number of trades	1
Last size	0

## Futures and Options











Related Futures	-
Related Options	-

5y



Information about previous performance does not guarantee future performance.  
Source: FactSet

## Recent research

on sector		on market	
Date		Headline	Download
2024/09/11		Global Equity Ratings	
2024/09/11		Aktienempfehlungen Global	
2024/09/09		Aktienempfehlungen Österreich	
2024/09/05		Global Equity Ratings	
2024/09/05		Aktienempfehlungen Global	

## Details

2024/09/17 08:11:24

## Price

4.135 EUR

Difference ↔ 0.00% (0.00)

## General attributes

ISIN	FI4000292438
Symbol	ANORA
Exchange	Duesseldorf
Currency	EUR
Sector	Consumer Products
Security type	Stock
Market cap (m)	277 EUR
Benchmark	OMX HELSINKI 25

## Market data

Bid (Bid size)	-
Ask (Ask size)	-
Open	4.135 EUR
High	4.135 EUR
Low	4.135 EUR
Close (prev. day)	4.135 EUR
VWAP	-
Volume (pcs)	0
Trading volume	0.00
Number of trades	1
Last size	0

## Performance and Risk

	6m	1y	3y
Perf (%)	-15.09%	-6.45%	-57.93%
Perf (abs.)	-0.74	-0.29	-5.70
Beta	-	-	-
Volatility	23.58	25.68	24.28

5y



Information about previous performance does not guarantee future performance.  
Source: FactSet

## Price data

Ø price 5 days   Ø volume 5 days (pcs.)	4.062 EUR (0)
Ø price 30 days   Ø volume 30 days (pcs.)	4.195 EUR (0)
Ø price 100 days   Ø volume 100 days (pcs.)	4.381 EUR (0)
Ø price 250 days   Ø volume 250 days (pcs.)	4.392 EUR (0)
YTD High   date	5.300 EUR (2024/04/05)
YTD Low   date	3.955 EUR (2024/09/13)
52 Weeks High   date	5.300 EUR (2024/04/05)
52 Weeks Low   date	3.855 EUR (2023/10/26)

## All listings for ANORA GROUP OYJ

Exchange <span>⊕</span>	Date	Time	Price	Trading volume (mio.)	Number of trades
Stuttgart	2024/09/17	08:11	4.14 EUR	0.00	1
Nasdaq Helsinki	2024/09/17	18:00	4.105 EUR	0.13	179
Munich	2024/09/17	08:08	4.195 EUR	0.00	1
Frankfurt	2024/09/17	08:02	3.935 EUR	0.00	2
Duesseldorf	2024/09/17	08:11	4.135 EUR	0.00	1

	17						
Berlin	2024/09/17	21:43	4.105	EUR	0.00		19

## Company profile

### Company Logo

The logo for ANORA, consisting of the word "ANORA" in a bold, dark blue, sans-serif font.

### Company Profile

-

### Contact Details

ANORA GROUP

--

----

Telefon: -

Fax: -

E-mail: -