

## ANORA GROUP OYJ

ISIN: **FI4000292438** WKN: -

## Overview

2024/07/26 08:11:25

Price  
4.485 EURDifference  0.67% (0.03)

## General attributes

ISIN	FI4000292438
Symbol	ANORA
Exchange	Duesseldorf
Currency	EUR
Sector	Consumer Products
Security type	Stock
Market cap (m)	313 EUR
Benchmark	OMX HELSINKI 25

## Market data

Bid (Bid size)	-
Ask (Ask size)	-
Open	4.485 EUR
High	4.485 EUR
Low	4.485 EUR
Close (prev. day)	4.455 EUR
VWAP	-
Volume (pcs)	0
Trading volume	0.00
Number of trades	3
Last size	0

## Futures and Options









Related Futures	-
Related Options	-

5y



Information about previous performance does not guarantee future performance.  
Source: FactSet

## Recent research

on sector		on market	
Date		Headline	Download
2024/07/26		Equity Weekly	
2024/07/24		Global Equity Ratings	
2024/07/24		Aktienempfehlungen Global	
2024/07/15		Aktienempfehlungen Global	
2024/07/12		Equity Weekly	

## Details

2024/07/26 08:11:25

## Price

4.485 EUR

Difference ▲ 0.67% (0.03)

## General attributes

ISIN	FI4000292438
Symbol	ANORA
Exchange	Duesseldorf
Currency	EUR
Sector	Consumer Products
Security type	Stock
Market cap (m)	313 EUR
Benchmark	OMX HELSINKI 25

## Market data

Bid (Bid size)	-
Ask (Ask size)	-
Open	4.485 EUR
High	4.485 EUR
Low	4.485 EUR
Close (prev. day)	4.455 EUR
VWAP	-
Volume (pcs)	0
Trading volume	0.00
Number of trades	3
Last size	0

## Performance and Risk

	6m	1y	3y
Perf (%)	+1.82%	-2.07%	-57.77%
Perf (abs.)	+0.08	-0.10	-6.14
Beta	0.72	0.86	0.60
Volatility	28.32	27.23	24.86

5y



Information about previous performance does not guarantee future performance.  
Source: FactSet

## Price data

Ø price 5 days   Ø volume 5 days (pcs.)	4.484 EUR (0)
Ø price 30 days   Ø volume 30 days (pcs.)	4.421 EUR (0)
Ø price 100 days   Ø volume 100 days (pcs.)	4.642 EUR (0)
Ø price 250 days   Ø volume 250 days (pcs.)	4.413 EUR (0)
YTD High   date	5.300 EUR (2024/04/05)
YTD Low   date	4.075 EUR (2024/02/14)
52 Weeks High   date	5.300 EUR (2024/04/05)
52 Weeks Low   date	3.855 EUR (2023/10/26)

## Arbitrage views

Exchange <span>📍</span>	Date	Time	Price	Trading volume (mio.)	Number of trades
Stuttgart	2024/07/26	13:56	4.57 EUR	0.00	4
Nasdaq Helsinki	2024/07/26	18:00	4.64 EUR	0.08	152
Munich	2024/07/26	08:19	4.59 EUR	0.00	1
Frankfurt	2024/07/26	08:10	4.49 EUR	0.00	2
Duesseldorf	2024/07/26	08:11	4.485 EUR	0.00	3

	26						
Berlin	2024/07/ 26	21:43	4.64	EUR	0.00		17

## Company profile

### Company Logo

The logo for ANORA, consisting of the word "ANORA" in a bold, dark blue, sans-serif font.

### Company Profile

-

### Contact Details

ANORA GROUP

--

----

Telefon: -

Fax: -

E-mail: -