

# CONSTRUCCIONES & AUXILIAR DE FERROCARRILES S.A.

ISIN: **ES0121975009** WKN: -

## Overview

2024/09/13 19:31:29

**Price**  
33.55 EUR

**Difference**  0.60% (0.20)

### General attributes

ISIN	ES0121975009
Symbol	CAF
Exchange	Duesseldorf
Currency	EUR
Sector	Transport
Security type	Stock
Market cap (m)	1,167 EUR
Benchmark	IBEX 35

### Market data

Bid (Bid size)	-
Ask (Ask size)	-
Open	33.45 EUR
High	33.95 EUR
Low	33.45 EUR
Close (prev. day)	33.35 EUR
VWAP	-
Volume (pcs)	0
Trading volume	0.00
Number of trades	7
Last size	0

### Futures and Options









Related Futures	-
Related Options	-

5y



Information about previous performance does not guarantee future performance.  
Source: FactSet

### Recent research

on sector		on market	
Date		Headline	Download
2024/09/11		Global Equity Ratings	
2024/09/11		Aktienempfehlungen Global	
2024/09/09		Aktienempfehlungen Österreich	
2024/09/05		Global Equity Ratings	
2024/09/05		Aktienempfehlungen Global	

## Details

2024/09/13 19:31:29

## Price

33.55 EUR

Difference ▲ 0.60% (0.20)

## General attributes

ISIN	ES0121975009
Symbol	CAF
Exchange	Duesseldorf
Currency	EUR
Sector	Transport
Security type	Stock
Market cap (m)	1,167 EUR
Benchmark	IBEX 35

## Market data

Bid (Bid size)	-
Ask (Ask size)	-
Open	33.45 EUR
High	33.95 EUR
Low	33.45 EUR
Close (prev. day)	33.35 EUR
VWAP	-
Volume (pcs)	0
Trading volume	0.00
Number of trades	7
Last size	0

## Performance and Risk

	6m	1y	3y
Perf (%)	-1.03%	+6.17%	+0.45%
Perf (abs.)	-0.35	+1.95	+0.15
Beta	-	-	-
Volatility	17.72	19.90	26.75

5y



Information about previous performance does not guarantee future performance.

Source: FactSet

## Price data

Ø price 5 days   Ø volume 5 days (pcs.)	33.18 EUR (0)
Ø price 30 days   Ø volume 30 days (pcs.)	33.46 EUR (0)
Ø price 100 days   Ø volume 100 days (pcs.)	34.00 EUR (0)
Ø price 250 days   Ø volume 250 days (pcs.)	32.33 EUR (0)
YTD High   date	36.25 EUR (2024/07/18)
YTD Low   date	30.85 EUR (2024/01/19)
52 Weeks High   date	36.25 EUR (2024/07/18)
52 Weeks Low   date	27.10 EUR (2023/10/20)

## All listings for CONSTRUCCIONES &amp; AUXILIAR DE FERROCARRILES S.A.

Exchange <span>📍</span>	Date	Time	Price	Trading volume (mio.)	Number of trades
Tradegate	2024/09/13	22:26	34.05 EUR	0.00	4
Stuttgart	2024/09/13	12:46	33.95 EUR	0.00	9
Munich	2024/09/13	08:12	33.80 EUR	0.00	1
London Stock Exchange European Trade Reporting	2024/09/13	17:30	33.825 EUR	0.00	2
Frankfurt	2024/	15:29	33.65 EUR	0.01	1

	09/13					
Duesseldorf	2024/ 09/13	19:31	33.55 EUR	0.00		7
BME Continuous Market	2024/ 09/13	17:35	34.05 EUR	1.11		377

## Company profile

### Company Logo



### Company Profile

-

### Contact Details

CONSTRUCCIONES & AUXILIAR DE FERR

--

Padilla 17 28006 Madrid

Telefon: +34 91 43 52 500

Fax: +34 91 43 60 396

E-mail: [caf@caf.es](mailto:caf@caf.es)