

ALDEYRA THERAPEUTICS INC.

ISIN: US01438T1060 WKN: 01438T106

Overview

2024/09/13 22:26:47

Price
5.438 EURDifference  -3.00% (-0.17)

General attributes

ISIN	US01438T1060
Symbol	ALDX
Exchange	Tradegate
Currency	EUR
Sector	-
Security type	Stock
Market cap (m)	323 EUR
Benchmark	S&P 500

Market data

Bid (Bid size)	5.354 EUR (747)
Ask (Ask size)	5.524 EUR (723)
Open	5.638 EUR
High	5.72 EUR
Low	5.308 EUR
Close (prev. day)	5.606 EUR
VWAP	5.52587 EUR
Volume (pcs)	2,142
Trading volume	11,836.42
Number of trades	5
Last size	200

Futures and Options










Related Futures	-
Related Options	-

5y



Information about previous performance does not guarantee future performance.
Source: FactSet

Recent research

on market			
Date		Headline	Download
2024/09/11		Global Equity Ratings	
2024/09/11		Aktienempfehlungen Global	
2024/09/09		Marktkommentar	
2024/09/05		Global Equity Ratings	
2024/09/05		Aktienempfehlungen Global	

Details

2024/09/13 22:26:47

Price

5.438 EUR

Difference ▼ -3.00% (-0.17)

General attributes

ISIN	US01438T1060
Symbol	ALDX
Exchange	Tradegate
Currency	EUR
Sector	-
Security type	Stock
Market cap (m)	323 EUR
Benchmark	S&P 500

Market data

Bid (Bid size)	5.354 EUR (747)
Ask (Ask size)	5.524 EUR (723)
Open	5.638 EUR
High	5.72 EUR
Low	5.308 EUR
Close (prev. day)	5.606 EUR
VWAP	5.52587 EUR
Volume (pcs)	2,142
Trading volume	11,836.42
Number of trades	5
Last size	200

Performance and Risk

	6m	1y	3y
Perf (%)	+101.81%	-15.32%	-25.61%
Perf (abs.)	+2.70	-0.97	-1.84
Beta	-	-	-
Volatility	80.22	145.70	108.99

5y



Information about previous performance does not guarantee future performance.
Source: FactSet

Price data

Ø price 5 days Ø volume 5 days (pcs.)	5.461 EUR (3,646)
Ø price 30 days Ø volume 30 days (pcs.)	4.771 EUR (4,040)
Ø price 100 days Ø volume 100 days (pcs.)	3.885 EUR (2,539)
Ø price 250 days Ø volume 250 days (pcs.)	3.461 EUR (4,028)
YTD High date	5.878 EUR (2024/09/05)
YTD Low date	2.400 EUR (2024/08/05)
52 Weeks High date	6.665 EUR (2023/09/15)
52 Weeks Low date	1.375 EUR (2023/10/23)

All listings for ALDEYRA THERAPEUTICS INC.

Exchange	Date	Time	Price	Trading volume (mio.)	Number of trades
Tradegate	2024/09/13	22:26	5.438 EUR	0.01	5
Stuttgart	2024/09/13	20:07	5.31 EUR	0.00	6
Nasdaq	2024/09/13	22:00	6.03 USD	2.67	5,178
Munich	2024/09/13	19:55	5.342 EUR	0.01	2
Frankfurt	2024/09/13	08:20	5.532 EUR	0.00	2
Duesseldorf	2024/09/13	19:30	5.34 EUR	0.00	7
Berlin	2024/09/13	20:30	5.346 EUR	0.00	19

Company profile

Company Logo



Company Profile

-

Contact Details

ALDEYRA THERAPEUTICS

--

Telefon: -

Fax: -

E-mail: -