

SATURN OIL & GAS INC.

ISIN: CA80412L8832 WKN: -

Overview

2024/07/26 19:32:05

Price
1.666 EURDifference  -3.14% (-0.05)

General attributes

ISIN	CA80412L8832
Symbol	SOIL
Exchange	Duesseldorf
Currency	EUR
Sector	Energy / Commodities
Security type	Stock
Market cap (m)	351 EUR
Benchmark	S&P/TSX 60 INDEX

Market data

Bid (Bid size)	-
Ask (Ask size)	-
Open	1.672 EUR
High	1.72 EUR
Low	1.666 EUR
Close (prev. day)	1.72 EUR
VWAP	-
Volume (pcs)	0
Trading volume	0.00
Number of trades	7
Last size	0

Futures and Options




Related Futures	-
Related Options	-

5y



Information about previous performance does not guarantee future performance.
Source: FactSet

Recent research

on sector	Date	Headline	Download
	2024/07/26	 Equity Weekly	
	2024/07/24	 Global Equity Ratings	
	2024/07/24	 Aktienempfehlungen Global	
	2024/07/15	 Aktienempfehlungen Global	
	2024/07/12	 Equity Weekly	

Details

2024/07/26 19:32:05

Price

1.666 EUR

Difference ▼ -3.14% (-0.05)

General attributes

ISIN	CA80412L8832
Symbol	SOIL
Exchange	Duesseldorf
Currency	EUR
Sector	Energy / Commodities
Security type	Stock
Market cap (m)	351 EUR
Benchmark	S&P/TSX 60 INDEX

Market data

Bid (Bid size)	-
Ask (Ask size)	-
Open	1.672 EUR
High	1.72 EUR
Low	1.666 EUR
Close (prev. day)	1.72 EUR
VWAP	-
Volume (pcs)	0
Trading volume	0.00
Number of trades	7
Last size	0

Performance and Risk

	6m	1y	3y
Perf (%)	+7.07%	+5.04%	+9.32%
Perf (abs.)	+0.11	+0.08	+0.14
Beta	0.88	0.67	1.30
Volatility	34.96	35.64	54.73

5y



Information about previous performance does not guarantee future performance.
Source: FactSet

Price data

Ø price 5 days Ø volume 5 days (pcs.)	1.699 EUR (0)
Ø price 30 days Ø volume 30 days (pcs.)	1.748 EUR (1,000)
Ø price 100 days Ø volume 100 days (pcs.)	1.732 EUR (443)
Ø price 250 days Ø volume 250 days (pcs.)	1.690 EUR (213)
YTD High date	1.934 EUR (2024/04/12)
YTD Low date	1.496 EUR (2024/01/04)
52 Weeks High date	2.040 EUR (2023/09/15)
52 Weeks Low date	1.452 EUR (2023/11/23)

All listings for SATURN OIL & GAS INC.

Exchange	Date	Time	Price	Trading volume (mio.)	Number of trades
Tradegate	2024/07/26	22:26	1.708 EUR	0.00	1
Toronto Stock Exchange	2024/07/26	22:00	2.58 CAD	0.11	55
Stuttgart	2024/07/26	14:44	1.682 EUR	0.00	5
Munich	2024/07/26	08:00	1.674 EUR	0.00	2
Frankfurt	2024/07/26	08:05	1.674 EUR	0.00	2

	26					
FINRA other OTC Issues	2024/07/ 26	21:41	1.87 USD	0.00		4
Duesseldorf	2024/07/ 26	19:32	1.666 EUR	0.00		7
Berlin	2024/07/ 26	08:02	1.676 EUR	0.00		3

Company profile

Company Logo



Company Profile

-

Contact Details

SATURN OIL & GAS

--

9th Avenue SW, Suite 1000 207 T2P 1K3
Calgary

Telefon: +1-587-392-7900

Fax: -

E-mail: info@saturnoil.com