

## 88 ENERGY LIMITED

ISIN: **AU00000088E2** WKN: **BW9NZW0**

## Overview

2024/05/03 12:30:25

Price  
0.0019 EURDifference  0.00% (0.00)

## General attributes

ISIN	AU00000088E2
Symbol	88E
Exchange	Duesseldorf
Currency	EUR
Sector	Energy / Commodities
Security type	Stock
Market cap (m)	54 EUR
Benchmark	ASX ALL ORDINARIES INDEX

## Market data

Bid (Bid size)	-
Ask (Ask size)	-
Open	0.0018 EUR
High	0.0019 EUR
Low	0.0018 EUR
Close (prev. day)	0.0019 EUR
VWAP	-
Volume (pcs)	0
Trading volume	0.00
Number of trades	3
Last size	0

## Futures and Options









Related Futures	-
Related Options	-

5y



Information about previous performance does not guarantee future performance.  
Source: FactSet

## Recent research

on sector			
Date		Headline	Download
2024/05/03		Equity Weekly	
2024/04/29		Aktienempfehlungen Österreich	
2024/04/26		Equity Weekly	
2024/04/26		Global Equity Ratings	
2024/04/26		Aktienempfehlungen Global	

## Details

2024/05/03 12:30:25

**Price**  
0.0019 EUR

**Difference**  0.00% (0.00)

## General attributes

ISIN	AU00000088E2
Symbol	88E
Exchange	Duesseldorf
Currency	EUR
Sector	Energy / Commodities
Security type	Stock
Market cap (m)	54 EUR
Benchmark	ASX ALL ORDINARIES INDEX

## Market data

Bid (Bid size)	-
Ask (Ask size)	-
Open	0.0018 EUR
High	0.0019 EUR
Low	0.0018 EUR
Close (prev. day)	0.0019 EUR
VWAP	-
Volume (pcs)	0
Trading volume	0.00
Number of trades	3
Last size	0

## Performance and Risk

	6m	1y	3y
Perf (%)	-45.71%	-61.50%	-
Perf (abs.)	+0.00	+0.00	-
Beta	-0.11	-0.17	0.23
Volatility	114.87	89.78	-

5y



Information about previous performance does not guarantee future performance.  
Source: FactSet

## Price data

Ø price 5 days   Ø volume 5 days (pcs.)	0.0019 EUR (0)
Ø price 30 days   Ø volume 30 days (pcs.)	0.0029 EUR (13,333)
Ø price 100 days   Ø volume 100 days (pcs.)	0.0029 EUR (7,121)
Ø price 250 days   Ø volume 250 days (pcs.)	0.0034 EUR (5,550)
YTD High   date	0.0043 EUR (2024/04/03)
YTD Low   date	0.0018 EUR (2024/05/03)
52 Weeks High   date	0.0049 EUR (2023/05/16)
52 Weeks Low   date	0.0010 EUR (2023/11/13)

## Arbitrage views

Exchange 	Date	Time	Price	Trading volume (mio.)	Number of trades
Tradegate	2024/05/03	22:26	0.002 EUR	0.00	12
Stuttgart	2024/05/03	08:21	0.0018 EUR	0.00	3
Munich	2024/05/03	13:41	0.002 EUR	0.00	2
London Stock Exchange	2024/05/03	17:35	0.16 GBP	9.39	58
Hamburg	2024/	08:00	0.0019 EUR	0.00	1

	05/03					
Frankfurt	2024/ 04/24	17:32	0.0024	EUR	0.00	1
FINRA other OTC Issues	2024/ 05/03	21:59	0.0020	USD	0.05	61
Duesseldorf	2024/ 05/03	12:30	0.0019	EUR	0.00	3
Berlin	2024/ 05/03	21:46	0.002	EUR	0.00	10
Australian Securities Exchange	2024/ 05/03	08:10	0.004	AUD	0.09	85

## Company profile

### Company Logo



### Company Profile

-

### Contact Details

88 ENERGY LTD

--

----

Telefon: -

Fax: -

E-mail: -