

## KAMUX OYJ

ISIN: FI4000206750

WKN: -

## Overview

2024/08/09 16:25:35

Price  
5.02 EURDifference  0.00% (0.00)

## General attributes

|                |                 |
|----------------|-----------------|
| ISIN           | FI4000206750    |
| Symbol         | KAMUX           |
| Exchange       | Stuttgart       |
| Currency       | EUR             |
| Sector         | Commerce        |
| Security type  | Stock           |
| Market cap (m) | 201 EUR         |
| Benchmark      | OMX HELSINKI 25 |

## Market data

|                   |          |
|-------------------|----------|
| Bid (Bid size)    | - (0)    |
| Ask (Ask size)    | - (0)    |
| Open              | 5.08 EUR |
| High              | 5.08 EUR |
| Low               | 5.02 EUR |
| Close (prev. day) | 5.02 EUR |
| VWAP              | -        |
| Volume (pcs)      | 0        |
| Trading volume    | 0.00     |
| Number of trades  | 7        |
| Last size         | 0        |

## Futures and Options











|                 |   |
|-----------------|---|
| Related Futures | 1 |
| Related Options | - |

5y



Information about previous performance does not guarantee future performance.  
Source: FactSet

## Recent research

| on sector  |   | on market                 |   |
|------------|---|---------------------------|---|
| Date       |   | Headline                  | Download  |
| 2024/07/24 |  | Global Equity Ratings     |  |
| 2024/07/24 |  | Aktienempfehlungen Global |  |
| 2024/07/15 |  | Aktienempfehlungen Global |  |
| 2024/07/12 |  | Global Equity Ratings     |  |
| 2024/06/21 |  | Equity Weekly             |  |

## Details

2024/08/09 16:25:35

## Price

5.02 EUR

Difference ↔ 0.00% (0.00)

## General attributes

|                |                 |
|----------------|-----------------|
| ISIN           | F14000206750    |
| Symbol         | KAMUX           |
| Exchange       | Stuttgart       |
| Currency       | EUR             |
| Sector         | Commerce        |
| Security type  | Stock           |
| Market cap (m) | 201 EUR         |
| Benchmark      | OMX HELSINKI 25 |

## Market data

|                   |          |
|-------------------|----------|
| Bid (Bid size)    | - (0)    |
| Ask (Ask size)    | - (0)    |
| Open              | 5.08 EUR |
| High              | 5.08 EUR |
| Low               | 5.02 EUR |
| Close (prev. day) | 5.02 EUR |
| VWAP              | -        |
| Volume (pcs)      | 0        |
| Trading volume    | 0.00     |
| Number of trades  | 7        |
| Last size         | 0        |

## Performance and Risk

|             | 6m     | 1y     | 3y      |
|-------------|--------|--------|---------|
| Perf (%)    | -3.15% | -7.47% | -71.04% |
| Perf (abs.) | -0.17  | -0.41  | -12.46  |
| Beta        | 0.64   | 0.78   | 0.87    |
| Volatility  | 25.05  | 29.71  | 36.05   |

5y



Information about previous performance does not guarantee future performance.  
Source: FactSet

## Price data

|   |                       |
|---|-----------------------|
| Ø price 5 days   Ø volume 5 days (pcs.)     | 4.98 EUR (0)          |
| Ø price 30 days   Ø volume 30 days (pcs.)   | 5.12 EUR (0)          |
| Ø price 100 days   Ø volume 100 days (pcs.) | 5.52 EUR (0)          |
| Ø price 250 days   Ø volume 250 days (pcs.) | 5.46 EUR (0)          |
| YTD High   date                             | 6.16 EUR (2024/06/03) |
| YTD Low   date                              | 4.71 EUR (2024/08/05) |
| 52 Weeks High   date                        | 6.19 EUR (2023/09/04) |
| 52 Weeks Low   date                         | 4.71 EUR (2024/08/05) |

## All listings for KAMUX OYJ

| Exchange <span>↕</span> | Date       | Time  | Price    | Trading volume (mio.) | Number of trades |
|-------------------------|------------|-------|----------|-----------------------|------------------|
| Tradegate               | 2024/08/09 | 22:26 | 5.04 EUR | 0.00                  | 1                |
| Stuttgart               | 2024/08/09 | 16:25 | 5.02 EUR | 0.00                  | 7                |
| Nasdaq Helsinki         | 2024/08/09 | 18:00 | 5.02 EUR | 0.08                  | 191              |
| Munich                  | 2024/08/09 | 08:11 | 5.08 EUR | 0.00                  | 2                |
| London Stock            | 2024/07/   | 17:45 | 5.20 EUR | 0.00                  | 1                |

|                        |            |       |           |      |  |    |
|------------------------|------------|-------|-----------|------|--|----|
| Exchange               | 11         |       |           |      |  |    |
| Frankfurt              | 2024/08/09 | 08:03 | 5.03 EUR  | 0.00 |  | 2  |
| FINRA other OTC Issues | 2021/12/15 | 16:19 | 12.17 USD | 0.02 |  | 1  |
| Duesseldorf            | 2024/08/09 | 08:11 | 5.07 EUR  | 0.00 |  | 2  |
| Berlin                 | 2024/08/09 | 21:43 | 5.04 EUR  | 0.00 |  | 19 |

## Company profile

### Company Logo



### Company Profile

-

### Contact Details

KAMUX

--

----

Telefon: -

Fax: -

E-mail: -