

## KAMUX OYJ

ISIN: FI4000206750

WKN: -

## Overview

2024/05/03 11:26:37

Price  
5.27 EURDifference  -0.38% (-0.02)

## General attributes

|                |                 |
|----------------|-----------------|
| ISIN           | FI4000206750    |
| Symbol         | KAMUX           |
| Exchange       | Stuttgart       |
| Currency       | EUR             |
| Sector         | Commerce        |
| Security type  | Stock           |
| Market cap (m) | 212 EUR         |
| Benchmark      | OMX HELSINKI 25 |

## Market data

|                   |                |
|-------------------|----------------|
| Bid (Bid size)    | 5.27 EUR (500) |
| Ask (Ask size)    | 5.31 EUR (500) |
| Open              | 5.29 EUR       |
| High              | 5.29 EUR       |
| Low               | 5.27 EUR       |
| Close (prev. day) | 5.29 EUR       |
| VWAP              | -              |
| Volume (pcs)      | 0              |
| Trading volume    | 0.00           |
| Number of trades  | 4              |
| Last size         | 0              |

## Futures and Options











|                 |   |
|-----------------|---|
| Related Futures | 1 |
| Related Options | - |

5y



Information about previous performance does not guarantee future performance.  
Source: FactSet

## Recent research

| on sector  |   | on market                 |   |
|------------|---|---------------------------|---|
| Date       |   | Headline                  | Download  |
| 2024/04/26 |  | Global Equity Ratings     |  |
| 2024/04/26 |  | Aktienempfehlungen Global |  |
| 2024/04/03 |  | Global Equity Ratings     |  |
| 2024/04/03 |  | Aktienempfehlungen Global |  |
| 2024/03/13 |  | Global Equity Ratings     |  |

## Details

2024/05/03 11:26:37

**Price**  
5.27 EUR

**Difference** ▼ -0.38% (-0.02)

## General attributes

|                |                 |
|----------------|-----------------|
| ISIN           | FI4000206750    |
| Symbol         | KAMUX           |
| Exchange       | Stuttgart       |
| Currency       | EUR             |
| Sector         | Commerce        |
| Security type  | Stock           |
| Market cap (m) | 212 EUR         |
| Benchmark      | OMX HELSINKI 25 |

## Market data

|                   |                |
|-------------------|----------------|
| Bid (Bid size)    | 5.27 EUR (500) |
| Ask (Ask size)    | 5.31 EUR (500) |
| Open              | 5.29 EUR       |
| High              | 5.29 EUR       |
| Low               | 5.27 EUR       |
| Close (prev. day) | 5.29 EUR       |
| VWAP              | -              |
| Volume (pcs)      | 0              |
| Trading volume    | 0.00           |
| Number of trades  | 4              |
| Last size         | 0              |

## Performance and Risk

|             | 6m     | 1y     | 3y   |
|-------------|--------|--------|------|
| Perf (%)    | -2.13% | -6.29% | -    |
| Perf (abs.) | -0.12  | -0.36  | -    |
| Beta        | 1.17   | 0.78   | 0.88 |
| Volatility  | 24.56  | 31.88  | -    |

5y



Information about previous performance does not guarantee future performance.  
Source: FactSet

## Price data

|   |                       |
|---|-----------------------|
| Ø price 5 days   Ø volume 5 days (pcs.)     | 5.38 EUR (0)          |
| Ø price 30 days   Ø volume 30 days (pcs.)   | 5.62 EUR (0)          |
| Ø price 100 days   Ø volume 100 days (pcs.) | 5.40 EUR (0)          |
| Ø price 250 days   Ø volume 250 days (pcs.) | 5.41 EUR (0)          |
| YTD High   date                             | 5.93 EUR (2024/03/26) |
| YTD Low   date                              | 4.91 EUR (2024/03/01) |
| 52 Weeks High   date                        | 6.19 EUR (2023/09/04) |
| 52 Weeks Low   date                         | 4.85 EUR (2023/10/31) |

## Arbitrage views

| Exchange <span>⊕</span> | Date       | Time  | Price      | Trading volume (mio.) | Number of trades |
|-------------------------|------------|-------|------------|-----------------------|------------------|
| Tradegate               | 2024/05/02 | 22:26 | 5.32 EUR   | 0.01                  | 3                |
| Stuttgart               | 2024/05/03 | 11:26 | 5.27 EUR   | 0.00                  | 4                |
| Nasdaq Helsinki         | 2024/05/03 | 12:06 | 5.30 EUR   | 0.04                  | 43               |
| Munich                  | 2024/05/03 | 08:03 | 5.34 EUR   | 0.00                  | 1                |
| London Stock            | 2024/03/   | 13:49 | 5.2510 EUR | 0.01                  | 1                |

|                           |                |       |           |      |  |   |
|---------------------------|----------------|-------|-----------|------|--|---|
| Exchange                  | 04             |       |           |      |  |   |
| Frankfurt                 | 2024/05/<br>03 | 09:15 | 5.23 EUR  | 0.00 |  | 2 |
| FINRA other OTC<br>Issues | 2021/12/<br>15 | 16:19 | 12.17 USD | 0.02 |  | 1 |
| Duesseldorf               | 2024/05/<br>03 | 08:11 | 5.28 EUR  | 0.00 |  | 1 |

## Company profile

### Company Logo



### Company Profile

-

### Contact Details

KAMUX

--

----

Telefon: -

Fax: -

E-mail: -