

KAMUX OYJ

ISIN: FI4000206750

WKN: -

Overview

2024/04/19 14:05:18

Price
5.34 EURDifference  -3.44% (-0.19)

General attributes

ISIN	FI4000206750
Symbol	KAMUX
Exchange	Stuttgart
Currency	EUR
Sector	Commerce
Security type	Stock
Market cap (m)	214 EUR
Benchmark	OMX HELSINKI 25

Market data

Bid (Bid size)	- (0)
Ask (Ask size)	- (0)
Open	5.32 EUR
High	5.34 EUR
Low	5.32 EUR
Close (prev. day)	5.53 EUR
VWAP	-
Volume (pcs)	0
Trading volume	0.00
Number of trades	4
Last size	0

Futures and Options











Related Futures	1
Related Options	-

5y



Information about previous performance does not guarantee future performance.
Source: FactSet

Recent research

on sector		on market	
Date		Headline	Download
2024/04/03		Global Equity Ratings	
2024/04/03		Aktienempfehlungen Global	
2024/03/13		Global Equity Ratings	
2024/03/13		Aktienempfehlungen Global	
2024/02/22		Aktienempfehlungen Global	

Details

2024/04/19 14:05:18

Price

5.34 EUR

Difference ▼ -3.44% (-0.19)

General attributes

ISIN	F14000206750
Symbol	KAMUX
Exchange	Stuttgart
Currency	EUR
Sector	Commerce
Security type	Stock
Market cap (m)	214 EUR
Benchmark	OMX HELSINKI 25

Market data

Bid (Bid size)	- (0)
Ask (Ask size)	- (0)
Open	5.32 EUR
High	5.34 EUR
Low	5.32 EUR
Close (prev. day)	5.53 EUR
VWAP	-
Volume (pcs)	0
Trading volume	0.00
Number of trades	4
Last size	0

Performance and Risk

	6m	1y	3y
Perf (%)	+1.52%	+1.42%	-
Perf (abs.)	+0.08	+0.08	-
Beta	1.20	0.83	0.88
Volatility	27.85	31.99	-

5y



Information about previous performance does not guarantee future performance.
Source: FactSet

Price data

Ø price 5 days Ø volume 5 days (pcs.)	5.57 EUR (0)
Ø price 30 days Ø volume 30 days (pcs.)	5.62 EUR (0)
Ø price 100 days Ø volume 100 days (pcs.)	5.40 EUR (0)
Ø price 250 days Ø volume 250 days (pcs.)	5.42 EUR (0)
YTD High date	5.93 EUR (2024/03/26)
YTD Low date	4.91 EUR (2024/03/01)
52 Weeks High date	6.19 EUR (2023/09/04)
52 Weeks Low date	4.85 EUR (2023/10/31)

Arbitrage views

Exchange	Date	Time	Price	Trading volume (mio.)	Number of trades
Tradegate	2024/04/19	22:26	5.35 EUR	0.00	1
Stuttgart	2024/04/19	14:05	5.34 EUR	0.00	4
Nasdaq Helsinki	2024/04/19	17:29	5.36 EUR	0.31	285
Munich	2024/04/19	08:14	5.40 EUR	0.00	2
London Stock	2024/03/19	13:49	5.2510 EUR	0.01	1

Exchange	04					
Frankfurt	2024/04/ 19	08:10	5.25 EUR	0.00		2
FINRA other OTC Issues	2021/12/ 15	16:19	12.17 USD	0.02		1
Duesseldorf	2024/04/ 19	08:11	5.29 EUR	0.00		3
Berlin	2024/04/ 19	21:43	5.33 EUR	0.00		18

Company profile

Company Logo



Company Profile

-

Contact Details

KAMUX

--

Telefon: -

Fax: -

E-mail: -