

## KAMUX OYJ

ISIN: FI4000206750

WKN: -

## Overview

2024/09/13 22:26:47

Price  
3.855 EURDifference  0.00% (0.00)

## General attributes

ISIN	FI4000206750
Symbol	KAMUX
Exchange	Tradegate
Currency	EUR
Sector	Commerce
Security type	Stock
Market cap (m)	154 EUR
Benchmark	OMX HELSINKI 25

## Market data

Bid (Bid size)	3.825 EUR (820)
Ask (Ask size)	3.88 EUR (800)
Open	3.905 EUR
High	3.905 EUR
Low	3.905 EUR
Close (prev. day)	3.855 EUR
VWAP	3.905 EUR
Volume (pcs)	193
Trading volume	753.67
Number of trades	1
Last size	193

## Futures and Options











Related Futures	1
Related Options	-

5y



Information about previous performance does not guarantee future performance.  
Source: FactSet

## Recent research

on sector		on market	
Date		Headline	Download
2024/09/11		Global Equity Ratings	
2024/09/11		Aktienempfehlungen Global	
2024/09/05		Global Equity Ratings	
2024/09/05		Aktienempfehlungen Global	
2024/08/12		Global Equity Ratings	

## Details

2024/09/13 22:26:47

## Price

3.855 EUR

Difference ➔ 0.00% (0.00)

## General attributes

ISIN	FI4000206750
Symbol	KAMUX
Exchange	Tradegate
Currency	EUR
Sector	Commerce
Security type	Stock
Market cap (m)	154 EUR
Benchmark	OMX HELSINKI 25

## Market data

Bid (Bid size)	3.825 EUR (820)
Ask (Ask size)	3.88 EUR (800)
Open	3.905 EUR
High	3.905 EUR
Low	3.905 EUR
Close (prev. day)	3.855 EUR
VWAP	3.905 EUR
Volume (pcs)	193
Trading volume	753.67
Number of trades	1
Last size	193

## Performance and Risk

	6m	1y	3y
Perf (%)	-28.41%	-31.97%	-71.64%
Perf (abs.)	-1.55	-1.84	-9.87
Beta	-	-	-
Volatility	36.62	32.84	35.79

5y



Information about previous performance does not guarantee future performance.  
Source: FactSet

## Price data

Ø price 5 days   Ø volume 5 days (pcs.)	3.866 EUR (415)
Ø price 30 days   Ø volume 30 days (pcs.)	4.313 EUR (735)
Ø price 100 days   Ø volume 100 days (pcs.)	5.158 EUR (395)
Ø price 250 days   Ø volume 250 days (pcs.)	5.320 EUR (467)
YTD High   date	6.140 EUR (2024/05/31)
YTD Low   date	3.820 EUR (2024/09/09)
52 Weeks High   date	6.140 EUR (2024/05/31)
52 Weeks Low   date	3.820 EUR (2024/09/09)

## All listings for KAMUX OYJ

Exchange <span>⊕</span>	Date	Time	Price	Trading volume (mio.)	Number of trades
Tradegate	2024/09/13	22:26	3.855 EUR	0.00	1
Stuttgart	2024/09/13	14:28	3.835 EUR	0.00	8
Nasdaq Helsinki	2024/09/13	18:00	3.85 EUR	0.37	341
Munich	2024/09/13	08:07	3.845 EUR	0.00	1
London Stock	2024/07/	17:45	5.20 EUR	0.00	1

Exchange	11					
Frankfurt	2024/09/ 13	12:04	3.80	EUR	0.00	3
FINRA other OTC Issues	2021/12/ 15	16:19	12.17	USD	0.02	1
Duesseldorf	2024/09/ 13	08:11	3.825	EUR	0.00	3
Berlin	2024/09/ 13	21:43	3.85	EUR	0.00	18

## Company profile

### Company Logo



### Company Profile

-

### Contact Details

KAMUX

--

----

Telefon: -

Fax: -

E-mail: -