

KAMUX OYJ

ISIN: FI4000206750

WKN: -

Overview

2024/06/24 09:03:19

Price
5.49 EURDifference  -0.18% (-0.01)

General attributes

ISIN	FI4000206750
Symbol	KAMUX
Exchange	Tradegate
Currency	EUR
Sector	Commerce
Security type	Stock
Market cap (m)	221 EUR
Benchmark	OMX HELSINKI 25

Market data

Bid (Bid size)	5.47 EUR (910)
Ask (Ask size)	5.60 EUR (900)
Open	5.49 EUR
High	5.49 EUR
Low	5.49 EUR
Close (prev. day)	5.50 EUR
VWAP	5.49 EUR
Volume (pcs)	115
Trading volume	631.35
Number of trades	1
Last size	115

Futures and Options









Related Futures	1
Related Options	-

5y



Information about previous performance does not guarantee future performance.
Source: FactSet

Recent research

on sector	on market		
Date	Headline		Download
2024/06/21	 Equity Weekly		
2024/06/21	 Global Equity Ratings		
2024/06/21	 Aktienempfehlungen Global		
2024/06/14	 Global Equity Ratings		
2024/06/14	 Aktienempfehlungen Global		

Details

2024/06/24 09:03:19

Price

5.49 EUR

Difference ▼ -0.18% (-0.01)

General attributes

ISIN	FI4000206750
Symbol	KAMUX
Exchange	Tradegate
Currency	EUR
Sector	Commerce
Security type	Stock
Market cap (m)	221 EUR
Benchmark	OMX HELSINKI 25

Market data

Bid (Bid size)	5.47 EUR (910)
Ask (Ask size)	5.60 EUR (900)
Open	5.49 EUR
High	5.49 EUR
Low	5.49 EUR
Close (prev. day)	5.50 EUR
VWAP	5.49 EUR
Volume (pcs)	115
Trading volume	631.35
Number of trades	1
Last size	115

Performance and Risk

	6m	1y	3y
Perf (%)	-2.31%	+2.90%	-63.98%
Perf (abs.)	-0.13	+0.16	-9.77
Beta	0.93	0.83	0.89
Volatility	26.36	29.60	35.65

5y



Information about previous performance does not guarantee future performance.

Source: FactSet

Price data

Ø price 5 days Ø volume 5 days (pcs.)	5.55 EUR (0)
Ø price 30 days Ø volume 30 days (pcs.)	5.84 EUR (315)
Ø price 100 days Ø volume 100 days (pcs.)	5.56 EUR (345)
Ø price 250 days Ø volume 250 days (pcs.)	5.52 EUR (444)
YTD High date	6.14 EUR (2024/05/31)
YTD Low date	4.98 EUR (2024/03/01)
52 Weeks High date	6.18 EUR (2023/09/04)
52 Weeks Low date	4.90 EUR (2023/10/30)

Arbitrage views

Exchange ⊕	Date	Time	Price	Trading volume (mio.)	Number of trades
Tradegate	2024/06/24	09:03	5.49 EUR	0.00	1
Stuttgart	2024/06/24	16:07	5.46 EUR	0.00	3
Nasdaq Helsinki	2024/06/24	17:11	5.54 EUR	0.12	128
Munich	2024/06/24	08:10	5.54 EUR	0.00	1
London Stock	2024/03/	13:49	5.2510 EUR	0.01	1

Exchange	04					
Frankfurt	2024/06/ 24	08:25	5.43 EUR	0.00		1
FINRA other OTC Issues	2021/12/ 15	16:19	12.17 USD	0.02		1
Duesseldorf	2024/06/ 24	08:11	5.46 EUR	0.00		1
Berlin	2024/06/ 24	17:00	5.51 EUR	0.00		12

Company profile

Company Logo



Company Profile

-

Contact Details

KAMUX

--

Telefon: -

Fax: -

E-mail: -