

## CDW CORP.

ISIN: US12514G1085

WKN: 12514G108

## Overview

2024/09/18 22:02:10

## Price

199.60 EUR

Difference  -0.65% (-1.30)

## General attributes

ISIN	US12514G1085
Symbol	CDW
Exchange	Tradegate
Currency	EUR
Sector	IT-Technology
Security type	Stock
Market cap (m)	26,820 EUR
Benchmark	S&P 500

## Market data

Bid (Bid size)	198.15 EUR (30)
Ask (Ask size)	201.00 EUR (30)
Open	199.60 EUR
High	199.60 EUR
Low	199.60 EUR
Close (prev. day)	200.90 EUR
VWAP	198.10 EUR
Volume (pcs)	-
Trading volume	-
Number of trades	1
Last size	-

## Futures and Options






Related Futures	-
Related Options	-

5y



Information about previous performance does not guarantee future performance.  
Source: FactSet

## Recent research

on sector		on market	
Date		Headline	Download
2024/09/11		Global Equity Ratings	
2024/09/11		Aktienempfehlungen Global	
2024/09/09		Aktienempfehlungen Österreich	
2024/09/06		Equity Weekly	
2024/09/05		Global Equity Ratings	

## Details

2024/09/18 22:02:10

## Price

199.60 EUR

Difference 📉 -0.65% (-1.30)

## General attributes

ISIN	US12514G1085
Symbol	CDW
Exchange	Tradegate
Currency	EUR
Sector	IT-Technology
Security type	Stock
Market cap (m)	26,820 EUR
Benchmark	S&P 500

## Market data

Bid (Bid size)	198.15 EUR (30)
Ask (Ask size)	201.00 EUR (30)
Open	199.60 EUR
High	199.60 EUR
Low	199.60 EUR
Close (prev. day)	200.90 EUR
VWAP	198.10 EUR
Volume (pcs)	-
Trading volume	-
Number of trades	1
Last size	-

## Performance and Risk

	6m	1y	3y
Perf (%)	-11.11%	+3.03%	+23.25%
Perf (abs.)	-25.10	+5.90	+37.90
Beta	-	-	-
Volatility	26.54	22.75	26.75

5y



Information about previous performance does not guarantee future performance.  
Source: FactSet

## Price data

Ø price 5 days   Ø volume 5 days (pcs.)	198.40 EUR (55)
Ø price 30 days   Ø volume 30 days (pcs.)	198.57 EUR (33)
Ø price 100 days   Ø volume 100 days (pcs.)	205.14 EUR (49)
Ø price 250 days   Ø volume 250 days (pcs.)	208.52 EUR (46)
YTD High   date	251.80 EUR (2024/04/04)
YTD Low   date	181.90 EUR (2024/08/05)
52 Weeks High   date	251.80 EUR (2024/04/04)
52 Weeks Low   date	179.00 EUR (2023/11/01)

## Arbitrage views

Exchange	Date	Time	Price	Trading volume (mio.)	Number of trades
Tradegate	2024/09/18	22:02	199.60 EUR	0.00	1
Stuttgart	2024/09/18	21:57	199.20 EUR	0.00	5
Nasdaq	2024/09/18	22:00	221.62 USD	115.23	14,303
Munich	2024/09/18	08:03	200.20 EUR	0.00	1
Hanover	2024/09/18	17:25	199.05 EUR	0.00	2

	18						
Frankfurt	2024/09/ 18	21:55	198.30	EUR	0.00		8
Duesseldorf	2024/09/ 18	19:30	199.05	EUR	0.00		4
Berlin	2024/09/ 18	20:30	201.30	EUR	0.00		17

## Company profile

### Company Logo



### Contact Details

CDW CORP.

--

200 North Milwaukee Avenue - 60061  
Vernon Hills

Telefon: +1-847-465-6000

Fax: +

E-mail: -

### Company Profile

-

#### Members of Management Board

Anthony Foxx	Member of Board of Directors
David Nelms	Member of Board of Directors
Donna Zarcone	Member of Board of Directors
James Bell	Member of Board of Directors
Joseph Swedish	Member of Board of Directors
Kelly Grier	Member of Board of Directors
Lynda Clarizio	Member of Board of Directors
Marc Jones	Member of Board of Directors
Sanjay Mehrotra	Member of Board of Directors
Virginia Addicott	Member of Board of Directors
Christine A. Leahy	Chairman of Managing Board
Al Miralles	Member of Executive Committee
Christina M. Corley	Member of Executive Committee
Elizabeth H. Connelly	Member of Executive Committee
Sanjay Sood	Member of Executive Committee
Sona Chawla	Member of Executive Committee