



# CIBUS NORDIC REAL ESTATE AB

ISIN: **SE0010832204** WKN: -

## Overview

2022/10/06 08:07:43

### Price

12.685 EUR

Difference  -4.95% (-0.66)

### General attributes

ISIN	SE0010832204
Symbol	CIBUS
Exchange	Frankfurt
Currency	EUR
Sector	Other
Security type	Stock
Market cap (m)	620 EUR
Benchmark	OMX STOCKHOLM 30 INDEX

### Market data

Bid (Bid size)	12.985 EUR (500)
Ask (Ask size)	13.195 EUR (500)
Open	12.685 EUR
High	12.685 EUR
Low	12.685 EUR
Close (prev. day)	13.345 EUR
VWAP	12.355 EUR
Volume (pcs)	0
Trading volume	0.00
Number of trades	1
Last size	0

### Futures and Options

Related Futures	-
Related Options	-











5y



Information about previous performance does not guarantee future performance.

Source: FactSet

### Recent research

on sector			
Date		Headline	Download
2022/10/05		Global Equity Ratings	
2022/10/05		Aktienempfehlungen Global	
2022/09/30		Equity Weekly	
2022/09/26		Global Equity Ratings	
2022/09/26		Aktienempfehlungen Global	

## Details

2022/10/06 08:07:43

## Price

12.685 EUR

Difference  -4.95% (-0.66)

## General attributes

ISIN	SE0010832204
Symbol	CIBUS
Exchange	Frankfurt
Currency	EUR
Sector	Other
Security type	Stock
Market cap (m)	620 EUR
Benchmark	OMX STOCKHOLM 30 INDEX

## Market data

Bid (Bid size)	12.985 EUR (500)
Ask (Ask size)	13.195 EUR (500)
Open	12.685 EUR
High	12.685 EUR
Low	12.685 EUR
Close (prev. day)	13.345 EUR
VWAP	12.355 EUR
Volume (pcs)	0
Trading volume	0.00
Number of trades	1
Last size	0

## Performance and Risk

	6m	1y	3y
Perf (%)	-46.04%	-35.66%	-
Perf (abs.)	-11.39	-7.40	-
Beta	1.12	1.01	0.70
Volatility	40.54	39.68	37.04

5y



Information about previous performance does not guarantee future performance.

Source: FactSet

## Price data

Ø price 5 days   Ø volume 5 days (pcs.)	12.985 EUR (5)
Ø price 30 days   Ø volume 30 days (pcs.)	14.788 EUR (43)
Ø price 100 days   Ø volume 100 days (pcs.)	16.784 EUR (17)
Ø price 250 days   Ø volume 250 days (pcs.)	20.832 EUR (21)
YTD High   date	28.100 EUR (2022/01/03)
YTD Low   date	12.355 EUR (2022/09/29)
52 Weeks High   date	28.100 EUR (2022/01/03)
52 Weeks Low   date	12.355 EUR (2022/09/29)

## Arbitrage views

Exchange 	Date	Time	Price	Trading volume (mio.)	Number of trades
Nasdaq Stockholm	2022/10/06	14:45	142.65 SEK	27.47	1,425
Frankfurt	2022/10/06	08:07	12.685 EUR	0.00	1
Berlin	2022/10/06	14:13	12.85 EUR	0.00	8

## Company profile

### Company Logo

The logo for Cibus, featuring the word "Cibus" in a bold, sans-serif font. The letter "i" is green, while the other letters are dark blue.

### Company Profile

-

### Contact Details

CIBUS NORDIC REAL ESTATE

--

----

Telefon: -

Fax: -

E-mail: -