

LUMINA GOLD CORP

ISIN: CA55026L3056 WKN: -

Overview

2024/07/26 18:32:00

Price
0.52 CADDifference  0.00% (0.00)

General attributes

ISIN	CA55026L3056
Symbol	LUM
Exchange	TSX Venture Exchange
Currency	CAD
Sector	Energy / Commodities
Security type	Stock
Market cap (m)	144 EUR
Benchmark	S&P/TSX 60 INDEX

Market data

Bid (Bid size)	0.51 CAD (7,500)
Ask (Ask size)	0.52 CAD (1,500)
Open	0.52 CAD
High	0.52 CAD
Low	0.52 CAD
Close (prev. day)	0.52 CAD
VWAP	0.52 CAD
Volume (pcs)	12,500
Trading volume	6,500.00
Number of trades	3
Last size	500

Futures and Options











Related Futures	-
Related Options	-

5y



Information about previous performance does not guarantee future performance.
Source: FactSet

Recent research

on sector			
Date		Headline	Download
2024/07/26		Equity Weekly	
2024/07/24		Global Equity Ratings	
2024/07/24		Aktienempfehlungen Global	
2024/07/15		Aktienempfehlungen Global	
2024/07/12		Equity Weekly	

Details

2024/07/26 18:32:00

Price
0.52 CAD

Difference ➔ 0.00% (0.00)

General attributes

ISIN	CA55026L3056
Symbol	LUM
Exchange	TSX Venture Exchange
Currency	CAD
Sector	Energy / Commodities
Security type	Stock
Market cap (m)	144 EUR
Benchmark	S&P/TSX 60 INDEX

Market data

Bid (Bid size)	0.51 CAD (7,500)
Ask (Ask size)	0.52 CAD (1,500)
Open	0.52 CAD
High	0.52 CAD
Low	0.52 CAD
Close (prev. day)	0.52 CAD
VWAP	0.52 CAD
Volume (pcs)	12,500
Trading volume	6,500.00
Number of trades	3
Last size	500

Performance and Risk

	6m	1y	3y
Perf (%)	+42.47%	+8.33%	-31.58%
Perf (abs.)	+0.16	+0.04	-0.24
Beta	0.32	0.54	0.59
Volatility	52.44	57.65	61.25

5y



Information about previous performance does not guarantee future performance.
Source: FactSet

Price data

Ø price 5 days Ø volume 5 days (pcs.)	0.52 CAD (42,581)
Ø price 30 days Ø volume 30 days (pcs.)	0.54 CAD (62,353)
Ø price 100 days Ø volume 100 days (pcs.)	0.56 CAD (83,171)
Ø price 250 days Ø volume 250 days (pcs.)	0.47 CAD (70,591)
YTD High date	0.63 CAD (2024/03/28)
YTD Low date	0.35 CAD (2024/01/11)
52 Weeks High date	0.63 CAD (2024/03/28)
52 Weeks Low date	0.32 CAD (2023/12/12)

All listings for LUMINA GOLD CORP

Exchange ⊕	Date	Time	Price	Trading volume (mio.)	Number of trades
Tradegate	2024/07/26	22:02	0.343 EUR	0.00	1
TSX Venture Exchange	2024/07/26	18:32	0.52 CAD	0.01	3
Stuttgart	2024/07/26	11:05	0.325 EUR	0.00	4
Munich	2024/07/26	08:02	0.333 EUR	0.00	1
Frankfurt	2024/07/26	08:10	0.332 EUR	0.00	2

	26					
FINRA other OTC Issues	2024/07/ 26	19:48	0.38 USD	0.00		8
Duesseldorf	2024/07/ 26	19:31	0.333 EUR	0.00		6
Berlin	2024/07/ 26	20:22	0.342 EUR	0.00		13

Company profile

Company Logo



Company Profile

-

Contact Details

LUMINA GOLD

--

Telefon: -

Fax: -

E-mail: -