

## LUMINA GOLD CORP

ISIN: CA55026L3056 WKN: -

## Overview

2024/07/26 18:32:00

Price  
0.52 CADDifference  0.00% (0.00)

## General attributes

|                |                      |
|----------------|----------------------|
| ISIN           | CA55026L3056         |
| Symbol         | LUM                  |
| Exchange       | TSX Venture Exchange |
| Currency       | CAD                  |
| Sector         | Energy / Commodities |
| Security type  | Stock                |
| Market cap (m) | 144 EUR              |
| Benchmark      | S&P/TSX 60 INDEX     |

## Market data

|                   |                  |
|-------------------|------------------|
| Bid (Bid size)    | 0.51 CAD (7,500) |
| Ask (Ask size)    | 0.52 CAD (1,500) |
| Open              | 0.52 CAD         |
| High              | 0.52 CAD         |
| Low               | 0.52 CAD         |
| Close (prev. day) | 0.52 CAD         |
| VWAP              | 0.52 CAD         |
| Volume (pcs)      | 12,500           |
| Trading volume    | 6,500.00         |
| Number of trades  | 3                |
| Last size         | 500              |

## Futures and Options





|                 |   |
|-----------------|---|
| Related Futures | - |
| Related Options | - |

5y



Information about previous performance does not guarantee future performance.  
Source: FactSet

## Recent research

| on sector  |   |                           |   |
|------------|---|---------------------------|---|
| Date       |   | Headline                  | Download  |
| 2024/07/26 |  | Equity Weekly             |  |
| 2024/07/24 |  | Global Equity Ratings     |  |
| 2024/07/24 |  | Aktienempfehlungen Global |  |
| 2024/07/15 |  | Aktienempfehlungen Global |  |
| 2024/07/12 |  | Equity Weekly             |  |

## Details

2024/07/26 18:32:00

**Price**  
0.52 CAD

**Difference** ➔ 0.00% (0.00)

## General attributes

|                |                      |
|----------------|----------------------|
| ISIN           | CA55026L3056         |
| Symbol         | LUM                  |
| Exchange       | TSX Venture Exchange |
| Currency       | CAD                  |
| Sector         | Energy / Commodities |
| Security type  | Stock                |
| Market cap (m) | 144 EUR              |
| Benchmark      | S&P/TSX 60 INDEX     |

## Market data

|                   |                  |
|-------------------|------------------|
| Bid (Bid size)    | 0.51 CAD (7,500) |
| Ask (Ask size)    | 0.52 CAD (1,500) |
| Open              | 0.52 CAD         |
| High              | 0.52 CAD         |
| Low               | 0.52 CAD         |
| Close (prev. day) | 0.52 CAD         |
| VWAP              | 0.52 CAD         |
| Volume (pcs)      | 12,500           |
| Trading volume    | 6,500.00         |
| Number of trades  | 3                |
| Last size         | 500              |

## Performance and Risk

|             | 6m      | 1y     | 3y      |
|-------------|---------|--------|---------|
| Perf (%)    | +42.47% | +8.33% | -31.58% |
| Perf (abs.) | +0.16   | +0.04  | -0.24   |
| Beta        | 0.32    | 0.54   | 0.59    |
| Volatility  | 52.44   | 57.65  | 61.25   |

5y



Information about previous performance does not guarantee future performance.  
Source: FactSet

## Price data

|   |                       |
|---|-----------------------|
| Ø price 5 days   Ø volume 5 days (pcs.)     | 0.52 CAD (42,581)     |
| Ø price 30 days   Ø volume 30 days (pcs.)   | 0.54 CAD (62,353)     |
| Ø price 100 days   Ø volume 100 days (pcs.) | 0.56 CAD (83,171)     |
| Ø price 250 days   Ø volume 250 days (pcs.) | 0.47 CAD (70,591)     |
| YTD High   date                             | 0.63 CAD (2024/03/28) |
| YTD Low   date                              | 0.35 CAD (2024/01/11) |
| 52 Weeks High   date                        | 0.63 CAD (2024/03/28) |
| 52 Weeks Low   date                         | 0.32 CAD (2023/12/12) |

## All listings for LUMINA GOLD CORP

| Exchange <span>⊕</span> | Date       | Time  | Price     | Trading volume (mio.) | Number of trades |
|-------------------------|------------|-------|-----------|-----------------------|------------------|
| Tradegate               | 2024/07/26 | 22:02 | 0.343 EUR | 0.00                  | 1                |
| TSX Venture Exchange    | 2024/07/26 | 18:32 | 0.52 CAD  | 0.01                  | 3                |
| Stuttgart               | 2024/07/26 | 11:05 | 0.325 EUR | 0.00                  | 4                |
| Munich                  | 2024/07/26 | 08:02 | 0.333 EUR | 0.00                  | 1                |
| Frankfurt               | 2024/07/26 | 08:10 | 0.332 EUR | 0.00                  | 2                |

|                        |            |       |           |      |  |    |
|------------------------|------------|-------|-----------|------|--|----|
|                        | 26         |       |           |      |  |    |
| FINRA other OTC Issues | 2024/07/26 | 19:48 | 0.38 USD  | 0.00 |  | 8  |
| Duesseldorf            | 2024/07/26 | 19:31 | 0.333 EUR | 0.00 |  | 6  |
| Berlin                 | 2024/07/26 | 20:22 | 0.342 EUR | 0.00 |  | 13 |

## Company profile

### Company Logo



### Company Profile

-

### Contact Details

LUMINA GOLD

--

----

Telefon: -

Fax: -

E-mail: -