

NOVA CANNABIS INC.

ISIN: CA66980W1041 WKN: -

Overview

2024/07/26 17:01:16

Price
0.9536 USDDifference  4.30% (0.04)

General attributes

ISIN	CA66980W1041
Symbol	NOVC
Exchange	FINRA other OTC Issues
Currency	USD
Sector	Commerce
Security type	Stock
Market cap (m)	52 EUR
Benchmark	S&P/TSX 60 INDEX

Market data

Bid (Bid size)	-
Ask (Ask size)	-
Open	0.9536 USD
High	0.9536 USD
Low	0.9536 USD
Close (prev. day)	0.9143 USD
VWAP	0.9536 USD
Volume (pcs)	1,253
Trading volume	1,194.60
Number of trades	3
Last size	1,250

Futures and Options











Related Futures	-
Related Options	-

5y



Information about previous performance does not guarantee future performance.
Source: FactSet

Recent research

on sector	Date	Headline	Download
	2024/07/24	 Global Equity Ratings	
	2024/07/24	 Aktienempfehlungen Global	
	2024/07/15	 Aktienempfehlungen Global	
	2024/07/12	 Global Equity Ratings	
	2024/06/21	 Equity Weekly	

Details

2024/07/26 17:01:16

Price
0.9536 USD

Difference ▲ 4.30% (0.04)

General attributes

ISIN	CA66980W1041
Symbol	NOVC
Exchange	FINRA other OTC Issues
Currency	USD
Sector	Commerce
Security type	Stock
Market cap (m)	52 EUR
Benchmark	S&P/TSX 60 INDEX

Market data

Bid (Bid size)	-
Ask (Ask size)	-
Open	0.9536 USD
High	0.9536 USD
Low	0.9536 USD
Close (prev. day)	0.9143 USD
VWAP	0.9536 USD
Volume (pcs)	1,253
Trading volume	1,194.60
Number of trades	3
Last size	1,250

Performance and Risk

	6m	1y	3y
Perf (%)	+8.53%	+132.59%	-54.15%
Perf (abs.)	+0.07	+0.54	-1.13
Beta	-0.37	0.38	0.46
Volatility	68.39	85.52	100.23

5y



Information about previous performance does not guarantee future performance.
Source: FactSet

Price data

Ø price 5 days Ø volume 5 days (pcs.)	0.9340 USD (468)
Ø price 30 days Ø volume 30 days (pcs.)	0.9124 USD (2,141)
Ø price 100 days Ø volume 100 days (pcs.)	1.0671 USD (3,494)
Ø price 250 days Ø volume 250 days (pcs.)	0.8297 USD (4,487)
YTD High date	1.5000 USD (2024/03/04)
YTD Low date	0.6680 USD (2024/01/12)
52 Weeks High date	1.5000 USD (2024/03/04)
52 Weeks Low date	0.3015 USD (2023/08/08)

All listings for NOVA CANNABIS INC.

Exchange ⊕	Date	Time	Price	Trading volume (mio.)	Number of trades
Tradegate	2024/07/26	22:26	0.83 EUR	0.00	1
Toronto Stock Exchange	2024/07/26	21:23	1.25 CAD	0.00	12
Stuttgart	2023/07/14	15:59	0.342 EUR	0.00	3
Munich	2024/07/26	08:02	0.835 EUR	0.00	1
Frankfurt	2024/07/26	08:10	0.815 EUR	0.00	2

	26						
FINRA other OTC Issues	2024/07/ 26	17:01	0.9536 USD	0.00		3	
Duesseldorf	2024/07/ 26	08:12	0.8025 EUR	0.00		3	
Berlin	2024/07/ 26	20:22	0.835 EUR	0.00		13	

Company profile

Company Logo

NOVA
CANNABIS

Company Profile

-

Contact Details

NOVA CANNABIS

--

Stony Plain Road, #101 17220 T5S 1K6
Edmonton

Telefon: +1-855-702-7400

Fax: -

E-mail: info@novacannabisstore.com