

1STDIBS COM INC USD0.01

ISIN: US3205511047 WKN: 320551104

Overview

2024/09/18 21:11:28

Price
4.72 USDDifference  0.00% (0.00)

General attributes

ISIN	US3205511047
Symbol	DIBS
Exchange	Nasdaq
Currency	USD
Sector	-
Security type	Stock
Market cap (m)	168 EUR
Benchmark	S&P 500

Market data

Bid (Bid size)	4.71 USD (400)
Ask (Ask size)	4.74 USD (200)
Open	4.70 USD
High	4.79 USD
Low	4.66 USD
Close (prev. day)	4.72 USD
VWAP	4.708196 USD
Volume (pcs)	36,931
Trading volume	173,822.40
Number of trades	793
Last size	100

Futures and Options







Related Futures	-
Related Options	-

5y



Information about previous performance does not guarantee future performance.
Source: FactSet

Recent research

on market		
Date	Headline	Download
2024/09/11	 Global Equity Ratings	
2024/09/11	 Aktienempfehlungen Global	
2024/09/09	 Marktkommentar	
2024/09/05	 Global Equity Ratings	
2024/09/05	 Aktienempfehlungen Global	

Details

2024/09/18 21:11:28

Price
4.72 USD

Difference ➔ 0.00% (0.00)

General attributes

ISIN	US3205511047
Symbol	DIBS
Exchange	Nasdaq
Currency	USD
Sector	-
Security type	Stock
Market cap (m)	168 EUR
Benchmark	S&P 500

Market data

Bid (Bid size)	4.71 USD (400)
Ask (Ask size)	4.74 USD (200)
Open	4.70 USD
High	4.79 USD
Low	4.66 USD
Close (prev. day)	4.72 USD
VWAP	4.708196 USD
Volume (pcs)	36,931
Trading volume	173,822.40
Number of trades	793
Last size	100

Performance and Risk

	6m	1y	3y
Perf (%)	-20.00%	+22.28%	-68.60%
Perf (abs.)	-1.18	+0.86	-10.31
Beta	-	-	-
Volatility	40.63	45.85	58.26

5y



Information about previous performance does not guarantee future performance.
Source: FactSet

Price data

Ø price 5 days Ø volume 5 days (pcs.)	4.75 USD (59,256)
Ø price 30 days Ø volume 30 days (pcs.)	4.53 USD (70,634)
Ø price 100 days Ø volume 100 days (pcs.)	4.93 USD (127,312)
Ø price 250 days Ø volume 250 days (pcs.)	4.79 USD (110,315)
YTD High date	6.30 USD (2024/03/14)
YTD Low date	3.81 USD (2024/08/06)
52 Weeks High date	6.30 USD (2024/03/14)
52 Weeks Low date	3.52 USD (2023/10/02)

Arbitrage views

Exchange	Date	Time	Price	Trading volume (mio.)	Number of trades
Nasdaq	2024/09/18	21:11	4.72 USD	0.17	793

Company profile

Company Logo

Contact Details

1STDIBS.COM INC.

--

Telefon: -

Fax: -

E-mail: -

Company Profile

-