

ONCOPEPTIDES AB

ISIN: SE0009414576 WKN: -

Overview

2024/07/04 08:16:36

Price
0.2395 EURDifference  -1.44% (-0.00)

General attributes

ISIN	SE0009414576
Symbol	ONCO
Exchange	Munich
Currency	EUR
Sector	Chemical / Pharmaceutical / Health
Security type	Stock
Market cap (m)	20 EUR
Benchmark	OMX STOCKHOLM 30 INDEX

Market data

Bid (Bid size)	-
Ask (Ask size)	-
Open	0.2395 EUR
High	0.2395 EUR
Low	0.2395 EUR
Close (prev. day)	0.243 EUR
VWAP	0.24 EUR
Volume (pcs)	0
Trading volume	0.00
Number of trades	2
Last size	0

Futures and Options




Related Futures	0
Related Options	-

5y



Information about previous performance does not guarantee future performance.
Source: FactSet

Recent research

on sector	Date	Headline	Download
	2024/06/24	 Aktienempfehlungen Österreich	
	2024/06/21	 Global Equity Ratings	
	2024/06/21	 Aktienempfehlungen Global	
	2024/06/14	 Equity Weekly	
	2024/06/14	 Global Equity Ratings	

Details

2024/07/04 08:16:36

Price
0.2395 EUR

Difference ▼ -1.44% (-0.00)

General attributes

ISIN	SE0009414576
Symbol	ONCO
Exchange	Munich
Currency	EUR
Sector	Chemical / Pharmaceutical / Health
Security type	Stock
Market cap (m)	20 EUR
Benchmark	OMX STOCKHOLM 30 INDEX

Market data

Bid (Bid size)	-
Ask (Ask size)	-
Open	0.2395 EUR
High	0.2395 EUR
Low	0.2395 EUR
Close (prev. day)	0.243 EUR
VWAP	0.24 EUR
Volume (pcs)	0
Trading volume	0.00
Number of trades	2
Last size	0

Performance and Risk

	6m	1y	3y
Perf (%)	-51.73%	-54.21%	-96.38%
Perf (abs.)	-0.26	-0.28	-6.38
Beta	0.45	0.83	0.56
Volatility	108.60	86.64	158.72

5y



Information about previous performance does not guarantee future performance.
Source: FactSet

Price data

Ø price 5 days Ø volume 5 days (pcs.)	0.2463 EUR (0)
Ø price 30 days Ø volume 30 days (pcs.)	0.2665 EUR (0)
Ø price 100 days Ø volume 100 days (pcs.)	0.3115 EUR (182)
Ø price 250 days Ø volume 250 days (pcs.)	0.4131 EUR (84)
YTD High date	0.4961 EUR (2024/01/02)
YTD Low date	0.2350 EUR (2024/05/24)
52 Weeks High date	0.5790 EUR (2023/07/17)
52 Weeks Low date	0.2350 EUR (2024/05/24)

Arbitrage views

Exchange	Date	Time	Price	Trading volume (mio.)	Number of trades
Tradegate	2024/07/04	22:01	0.226 EUR	0.00	1
Stuttgart	2024/07/04	10:32	0.226 EUR	0.00	4
Nasdaq Stockholm	2024/07/04	18:00	2.56 SEK	7.83	664
Munich	2024/07/04	08:16	0.2395 EUR	0.00	2
London Stock Exchange	2024/	17:25	2.5675 SEK	0.00	2

European Trade Reporting	07/04					
Frankfurt	2024/ 07/04	17:15	0.195 EUR	0.00	6	
FINRA other OTC Issues	2024/ 05/03	19:57	0.265 USD	0.00	1	
Duesseldorf	2024/ 07/04	19:30	0.206 EUR	0.00	6	
Berlin	2024/ 07/04	21:43	0.2255 EUR	0.00	19	

Company profile

Company Logo



Company Profile

-

Contact Details

ONCOPEPTIDES

--

Telefon: -

Fax: -

E-mail: -