

ABG SUNDAL COLLIER HOLDING ASA

ISIN: **NO0003021909** WKN: -

Overview

2024/07/18 16:15:21

Price
0.542 EUR

Difference  0.00% (0.00)

General attributes

ISIN	NO0003021909
Symbol	ABG
Exchange	Stuttgart
Currency	EUR
Sector	Financial
Security type	Stock
Market cap (m)	292 EUR
Benchmark	NORWAY OSLO BORS ALL SHARE(TRG)

Market data

Bid (Bid size)	- (0)
Ask (Ask size)	- (0)
Open	0.529 EUR
High	0.543 EUR
Low	0.529 EUR
Close (prev. day)	0.542 EUR
VWAP	-
Volume (pcs)	0
Trading volume	0.00
Number of trades	9
Last size	0

Futures and Options




Related Futures	-
Related Options	-

5y



Information about previous performance does not guarantee future performance.
Source: FactSet

Recent research

on sector			
Date		Headline	Download
2024/07/15		Aktienempfehlungen Global	
2024/07/12		Global Equity Ratings	
2024/07/09		Aktienempfehlungen Österreich	
2024/06/28		Equity Weekly	
2024/06/24		Aktienempfehlungen Österreich	

Details

2024/07/18 16:15:21

Price
0.542 EUR

Difference ➔ 0.00% (0.00)

General attributes

ISIN	NO0003021909
Symbol	ABG
Exchange	Stuttgart
Currency	EUR
Sector	Financial
Security type	Stock
Market cap (m)	292 EUR
Benchmark	NORWAY OSLO BORS ALL SHARE(TRG)

Market data

Bid (Bid size)	- (0)
Ask (Ask size)	- (0)
Open	0.529 EUR
High	0.543 EUR
Low	0.529 EUR
Close (prev. day)	0.542 EUR
VWAP	-
Volume (pcs)	0
Trading volume	0.00
Number of trades	9
Last size	0

Performance and Risk

	6m	1y	3y
Perf (%)	+4.03%	+12.45%	-43.01%
Perf (abs.)	+0.02	+0.06	-0.41
Beta	0.38	0.29	0.42
Volatility	36.47	39.62	44.57

5y



Information about previous performance does not guarantee future performance.
Source: FactSet

Price data

Ø price 5 days Ø volume 5 days (pcs.)	0.546 EUR (0)
Ø price 30 days Ø volume 30 days (pcs.)	0.530 EUR (0)
Ø price 100 days Ø volume 100 days (pcs.)	0.510 EUR (54)
Ø price 250 days Ø volume 250 days (pcs.)	0.490 EUR (34)
YTD High date	0.586 EUR (2024/01/05)
YTD Low date	0.443 EUR (2024/04/19)
52 Weeks High date	0.586 EUR (2024/01/05)
52 Weeks Low date	0.400 EUR (2023/10/17)

Arbitrage views

Exchange ⊕	Date	Time	Price	Trading volume (mio.)	Number of trades
Stuttgart	2024/07/18	16:15	0.542 EUR	0.00	9
Munich	2024/07/18	08:11	0.567 EUR	0.00	2
London Stock Exchange	2022/08/25	10:51	6.01 NOK	0.10	1
Frankfurt	2024/07/18	21:49	0.553 EUR	0.00	3
First North	2024/05/	15:37	6.21 NOK	0.01	2

Stockholm	23					
FINRA other OTC Issues	2024/04/22	18:29	0.54 USD	0.00		1
Berlin	2024/07/18	21:43	0.563 EUR	0.00		19

Company profile

Company Logo

Contact Details

ABG SUNDAL COLLIER

--

Telefon: -

Fax: -

E-mail: -

Company Profile

-