

TETHYS OIL AB

ISIN: SE0020180917 WKN: -

Overview

2024/07/26 08:19:05

Price
3.015 EURDifference  0.00% (0.00)

General attributes

ISIN	SE0020180917
Symbol	TETY
Exchange	Munich
Currency	EUR
Sector	Energy / Commodities
Security type	Stock
Market cap (m)	97 EUR
Benchmark	OMX STOCKHOLM 30 INDEX

Market data

Bid (Bid size)	-
Ask (Ask size)	-
Open	3.015 EUR
High	3.015 EUR
Low	3.015 EUR
Close (prev. day)	3.015 EUR
VWAP	2.96 EUR
Volume (pcs)	0
Trading volume	0.00
Number of trades	1
Last size	0

Futures and Options

Related Futures	-
Related Options	-









5y



Information about previous performance does not guarantee future performance.

Source: FactSet

Recent research

on sector			
Date		Headline	Download
2024/07/26		Equity Weekly	
2024/07/24		Global Equity Ratings	
2024/07/24		Aktienempfehlungen Global	
2024/07/15		Aktienempfehlungen Global	
2024/07/12		Equity Weekly	

Details

2024/07/26 08:19:05

Price

3.015 EUR

Difference ↔ 0.00% (0.00)

General attributes

ISIN	SE0020180917
Symbol	TETY
Exchange	Munich
Currency	EUR
Sector	Energy / Commodities
Security type	Stock
Market cap (m)	97 EUR
Benchmark	OMX STOCKHOLM 30 INDEX

Market data

Bid (Bid size)	-
Ask (Ask size)	-
Open	3.015 EUR
High	3.015 EUR
Low	3.015 EUR
Close (prev. day)	3.015 EUR
VWAP	2.96 EUR
Volume (pcs)	0
Trading volume	0.00
Number of trades	1
Last size	0

Performance and Risk

	6m	1y	3y
Perf (%)	-18.95%	-31.79%	-44.78%
Perf (abs.)	-0.71	-1.41	-2.45
Beta	0.44	0.46	0.48
Volatility	31.25	25.92	31.68



Information about previous performance does not guarantee future performance.

Source: FactSet

Price data

Ø price 5 days Ø volume 5 days (pcs.)	3.015 EUR (0)
Ø price 30 days Ø volume 30 days (pcs.)	3.000 EUR (3)
Ø price 100 days Ø volume 100 days (pcs.)	3.014 EUR (26)
Ø price 250 days Ø volume 250 days (pcs.)	3.680 EUR (14)
YTD High date	3.920 EUR (2024/01/02)
YTD Low date	2.865 EUR (2024/05/20)
52 Weeks High date	4.875 EUR (2023/10/31)
52 Weeks Low date	2.865 EUR (2024/05/20)

Arbitrage views

Exchange ⊕	Date	Time	Price	Trading volume (mio.)	Number of trades
Stuttgart	2024/07/26	13:56	2.915 EUR	0.00	9
Nasdaq Stockholm	2024/07/26	18:00	34.45 SEK	0.52	131
Munich	2024/07/26	08:19	3.015 EUR	0.00	1
London Stock Exchange	2024/06/24	16:01	33.30 SEK	0.05	1
Frankfurt	2024/07/26	17:15	2.83 EUR	0.00	6

	26						
FINRA other OTC Issues	-	-	-	0.00		-	
Duesseldorf	2024/07/26	19:30	2.885 EUR	0.00		6	
Berlin	2024/07/26	08:08	2.855 EUR	0.00		3	

Company profile

Company Logo



Company Profile

-

Contact Details

TETHYS OIL

--

Hovslagargatan, 1 tr. 5 B 111 48 Stockholm

Telefon: +46 8 505 947 00

Fax: +46 8 505 947 99

E-mail: info@tethysoil.com