

## BICO GROUP AB SER. B

ISIN: SE0013647385 WKN: CLNK

## Overview

2024/04/30 08:03:57

Price  
4.002 EURDifference  0.10% (0.00)

## General attributes

ISIN	SE0013647385
Symbol	BICO
Exchange	Munich
Currency	EUR
Sector	Chemical / Pharmaceutical / Health
Security type	Stock
Market cap (m)	273 EUR
Benchmark	OMX STOCKHOLM 30 INDEX

## Market data

Bid (Bid size)	-
Ask (Ask size)	-
Open	4.002 EUR
High	4.002 EUR
Low	4.002 EUR
Close (prev. day)	3.998 EUR
VWAP	3.998 EUR
Volume (pcs)	0
Trading volume	0.00
Number of trades	1
Last size	0

## Futures and Options

Related Futures	-
Related Options	-






5y



Information about previous performance does not guarantee future performance.  
Source: FactSet

## Recent research

on sector

Date	Headline	Download
2024/04/29	 Aktienempfehlungen Österreich	
2024/04/26	 Global Equity Ratings	
2024/04/26	 Aktienempfehlungen Global	
2024/04/15	 Aktienempfehlungen Österreich	
2024/04/03	 Global Equity Ratings	

## Details

2024/04/30 08:03:57

## Price

4.002 EUR

Difference ▲ 0.10% (0.00)

## General attributes

ISIN	SE0013647385
Symbol	BICO
Exchange	Munich
Currency	EUR
Sector	Chemical / Pharmaceutical / Health
Security type	Stock
Market cap (m)	273 EUR
Benchmark	OMX STOCKHOLM 30 INDEX

## Market data

Bid (Bid size)	-
Ask (Ask size)	-
Open	4.002 EUR
High	4.002 EUR
Low	4.002 EUR
Close (prev. day)	3.998 EUR
VWAP	3.998 EUR
Volume (pcs)	0
Trading volume	0.00
Number of trades	1
Last size	0

## Performance and Risk

	6m	1y	3y
Perf (%)	+68.86%	-19.99%	-
Perf (abs.)	+1.63	-1.00	-
Beta	3.39	2.16	1.86
Volatility	96.55	90.60	-

5y



Information about previous performance does not guarantee future performance.  
Source: FactSet

## Price data

Ø price 5 days   Ø volume 5 days (pcs.)	3.960 EUR (300)
Ø price 30 days   Ø volume 30 days (pcs.)	3.838 EUR (205)
Ø price 100 days   Ø volume 100 days (pcs.)	4.452 EUR (383)
Ø price 250 days   Ø volume 250 days (pcs.)	3.936 EUR (272)
YTD High   date	5.394 EUR (2024/01/03)
YTD Low   date	3.409 EUR (2024/03/25)
52 Weeks High   date	6.242 EUR (2023/12/14)
52 Weeks Low   date	2.062 EUR (2023/10/18)

## Arbitrage views

Exchange <span>⊕</span>	Date	Time	Price	Trading volume (mio.)	Number of trades
Tradegate	2024/04/30	22:26	3.894 EUR	0.03	21
Stuttgart	2024/04/30	16:15	3.89 EUR	0.00	14
Nasdaq Stockholm	2024/04/30	12:59	46.30 SEK	2.62	282
Munich	2024/04/30	08:03	4.002 EUR	0.00	1
Frankfurt	2024/04/30	08:07	4.002 EUR	0.00	2

	30					
FINRA other OTC Issues	2024/04/22	16:53	4.30 USD	0.00		2
Duesseldorf	2024/04/30	19:31	3.93 EUR	0.00		7
Berlin	2024/04/30	21:43	3.936 EUR	0.00		17

## Company profile

### Company Logo



### Company Profile

-

### Contact Details

BICO GROUP

--

----

Telefon: -

Fax: -

E-mail: -