

DEMANT A/S

ISIN: **DK0060738599** WKN: -

Overview

2024/05/17 08:06:12

Price
44.08 EUR

Difference  1.24% (0.54)

General attributes

ISIN	DK0060738599
Symbol	DEMANT
Exchange	Munich
Currency	EUR
Sector	Chemical / Pharmaceutical / Health
Security type	Stock
Market cap (m)	9,918 EUR
Benchmark	OMX COPENHAGEN 20

Market data

Bid (Bid size)	-
Ask (Ask size)	-
Open	44.08 EUR
High	44.08 EUR
Low	44.08 EUR
Close (prev. day)	43.54 EUR
VWAP	41.50 EUR
Volume (pcs)	0
Trading volume	0.00
Number of trades	2
Last size	0

Futures and Options








Related Futures	10
Related Options	-

5y



Information about previous performance does not guarantee future performance.
Source: FactSet

Recent research

on sector			
Date		Headline	Download
2024/05/17		Equity Weekly	
2024/05/13		Aktienempfehlungen Österreich	
2024/05/10		Equity Weekly	
2024/04/29		Aktienempfehlungen Österreich	
2024/04/26		Global Equity Ratings	

Details

2024/05/17 08:06:12

Price

44.08 EUR

Difference ▲ 1.24% (0.54)

General attributes

ISIN	DK0060738599
Symbol	DEMANT
Exchange	Munich
Currency	EUR
Sector	Chemical / Pharmaceutical / Health
Security type	Stock
Market cap (m)	9,918 EUR
Benchmark	OMX COPENHAGEN 20

Market data

Bid (Bid size)	-
Ask (Ask size)	-
Open	44.08 EUR
High	44.08 EUR
Low	44.08 EUR
Close (prev. day)	43.54 EUR
VWAP	41.50 EUR
Volume (pcs)	0
Trading volume	0.00
Number of trades	2
Last size	0

Performance and Risk

	6m	1y	3y
Perf (%)	+18.51%	+16.73%	-
Perf (abs.)	+6.80	+6.24	-
Beta	0.30	0.40	0.83
Volatility	23.95	24.02	-

5y



Information about previous performance does not guarantee future performance.
Source: FactSet

Price data

Ø price 5 days Ø volume 5 days (pcs.)	43.24 EUR (0)
Ø price 30 days Ø volume 30 days (pcs.)	43.24 EUR (0)
Ø price 100 days Ø volume 100 days (pcs.)	44.24 EUR (1)
Ø price 250 days Ø volume 250 days (pcs.)	40.15 EUR (1)
YTD High date	49.69 EUR (2024/03/12)
YTD Low date	39.35 EUR (2024/01/04)
52 Weeks High date	49.69 EUR (2024/03/12)
52 Weeks Low date	34.55 EUR (2023/11/08)

All listings for DEMANT A/S

Exchange ⊕	Date	Time	Price	Trading volume (mio.)	Number of trades
Vienna Stock Exchange	2024/05/17	17:32	44.94 EUR	0.00	2
Tradegate	2024/05/17	22:26	44.96 EUR	0.00	3
Stuttgart	2024/05/17	15:57	44.92 EUR	0.00	10
Nasdaq Copenhagen	2024/05/17	16:59	335.00 DKK	108.69	1,775
Munich	2024/05/17	08:06	44.08 EUR	0.00	2

	05/17					
London Stock Exchange European Trade Reporting	2024/ 05/17	16:55	336.40 DKK	0.00		3
Hanover	2024/ 05/17	08:10	44.10 EUR	0.00		3
Frankfurt	2024/ 05/17	08:05	44.08 EUR	0.00		2
FINRA other OTC Issues	2024/ 05/10	15:35	46.10 USD	0.23		2
Duesseldorf	2024/ 05/17	19:31	44.64 EUR	0.00		7
Berlin	2024/ 05/17	21:43	44.92 EUR	0.00		17

Company profile

Company Logo

Contact Details

DEMANT A/S

--

Strandvejen 58 2900 Hellerup

Telefon: +45 39 17 71 00

Fax: +45 39 27 89 00

E-mail: william@demant.dk

Company Profile

-

Members of Management Board

Søren Nielsen Chairman of Managing Board

René Schneider Member of Executive Committee

Board of directors

Niels Bjørn Christiansen Chairman of Supervisory Board

Charlotte Hedegaard Member of Supervisory Board

Heidir Horby Member of Supervisory Board

Kristian Villumsen Member of Supervisory Board

Niels Jacobsen Member of Supervisory Board

Sisse Fjelsted Rasmussen Member of Supervisory Board

Thomas Duer Member of Supervisory Board