

ONCOPEPTIDES AB

ISIN: SE0009414576 WKN: -

Overview

2024/06/21 22:26:48

Price

0.256 EUR

Difference  -0.58% (-0.00)

General attributes

ISIN SE0009414576

Symbol ONCO

Exchange Tradegate

Currency EUR

Sector Chemical / Pharmaceutical / Health

Security type Stock

Market cap (m) 23 EUR

Benchmark OMX STOCKHOLM 30 INDEX

Market data

Bid (Bid size) 0.253 EUR (4,400)

Ask (Ask size) 0.2585 EUR (4,300)

Open 0.2575 EUR

High 0.2575 EUR

Low 0.2575 EUR

Close (prev. day) 0.2575 EUR

VWAP 0.2575 EUR

Volume (pcs) 1,250

Trading volume 321.88

Number of trades 1

Last size -

Futures and Options

Related Futures 0











Related Options -

5y



Information about previous performance does not guarantee future performance.
Source: FactSet

Recent research

on sector			
Date		Headline	Download
2024/06/21		Global Equity Ratings	
2024/06/21		Aktienempfehlungen Global	
2024/06/14		Equity Weekly	
2024/06/14		Global Equity Ratings	
2024/06/14		Aktienempfehlungen Global	

Details

2024/06/21 22:26:48

Price

0.256 EUR

Difference ▼ -0.58% (-0.00)

General attributes

ISIN	SE0009414576
Symbol	ONCO
Exchange	Tradegate
Currency	EUR
Sector	Chemical / Pharmaceutical / Health
Security type	Stock
Market cap (m)	23 EUR
Benchmark	OMX STOCKHOLM 30 INDEX

Market data

Bid (Bid size)	0.253 EUR (4,400)
Ask (Ask size)	0.2585 EUR (4,300)
Open	0.2575 EUR
High	0.2575 EUR
Low	0.2575 EUR
Close (prev. day)	0.2575 EUR
VWAP	0.2575 EUR
Volume (pcs)	1,250
Trading volume	321.88
Number of trades	1
Last size	-

Performance and Risk

	6m	1y	3y
Perf (%)	-48.00%	-49.73%	-95.77%
Perf (abs.)	-0.24	-0.25	-5.84
Beta	0.37	0.66	0.55
Volatility	118.46	95.14	151.37

5y



Information about previous performance does not guarantee future performance.
Source: FactSet

Price data

Ø price 5 days Ø volume 5 days (pcs.)	0.261 EUR (1,385)
Ø price 30 days Ø volume 30 days (pcs.)	0.267 EUR (1,063)
Ø price 100 days Ø volume 100 days (pcs.)	0.326 EUR (2,537)
Ø price 250 days Ø volume 250 days (pcs.)	0.421 EUR (1,919)
YTD High date	0.500 EUR (2024/01/02)
YTD Low date	0.228 EUR (2024/05/24)
52 Weeks High date	0.641 EUR (2023/07/14)
52 Weeks Low date	0.228 EUR (2024/05/24)

Arbitrage views

Exchange	Date	Time	Price	Trading volume (mio.)	Number of trades
Tradegate	2024/06/21	22:26	0.256 EUR	0.00	1
Stuttgart	2024/06/21	17:07	0.2505 EUR	0.00	6
Nasdaq Stockholm	2024/06/20	18:00	2.89 SEK	1.69	305
Munich	2024/06/21	08:09	0.261 EUR	0.00	2
London Stock Exchange	2024/	17:25	2.90 SEK	0.00	1

European Trade Reporting	06/21					
Frankfurt	2024/ 06/21	17:15	0.223 EUR	0.00		7
FINRA other OTC Issues	2024/ 05/03	19:57	0.265 USD	0.00		1
Duesseldorf	2024/ 06/21	19:30	0.202 EUR	0.00		6
Berlin	2024/ 06/21	21:43	0.2555 EUR	0.00		19

Company profile

Company Logo



Company Profile

-

Contact Details

ONCOPEPTIDES

--

Telefon: -

Fax: -

E-mail: -