

TORQ RESOURCES INC.

ISIN: CA89131L1085 WKN: -

Overview

2024/10/18 11:21:27

Price
0.0685 EURDifference  85.14% (0.03)

General attributes

ISIN	CA89131L1085
Symbol	TORQ
Exchange	Frankfurt
Currency	EUR
Sector	Energy / Commodities
Security type	Stock
Market cap (m)	7 EUR
Benchmark	S&P/TSX 60 INDEX

Market data

Bid (Bid size)	-
Ask (Ask size)	-
Open	0.0395 EUR
High	0.0685 EUR
Low	0.0395 EUR
Close (prev. day)	0.037 EUR
VWAP	0.0685 EUR
Volume (pcs)	14,600
Trading volume	1,000.10
Number of trades	1
Last size	14,600

Futures and Options











Related Futures	-
Related Options	-

5y



Information about previous performance does not guarantee future performance.
Source: FactSet

Recent research

on sector			
Date		Headline	Download
2024/10/18		Equity Weekly	
2024/10/14		Aktienempfehlungen Österreich	
2024/10/11		Equity Weekly	
2024/10/04		Equity Weekly	
2024/09/27		Global Equity Ratings	

Details

2024/10/18 11:21:27

Price

0.0685 EUR

 Difference ▲ 85.14% (0.03)

General attributes

ISIN	CA89131L1085
Symbol	TORQ
Exchange	Frankfurt
Currency	EUR
Sector	Energy / Commodities
Security type	Stock
Market cap (m)	7 EUR
Benchmark	S&P/TSX 60 INDEX

Market data

Bid (Bid size)	-
Ask (Ask size)	-
Open	0.0395 EUR
High	0.0685 EUR
Low	0.0395 EUR
Close (prev. day)	0.037 EUR
VWAP	0.0685 EUR
Volume (pcs)	14,600
Trading volume	1,000.10
Number of trades	1
Last size	14,600

Performance and Risk

	6m	1y	3y
Perf (%)	-25.14%	-69.14%	-84.22%
Perf (abs.)	-0.02	-0.15	-0.37
Beta	1.15	0.71	0.63
Volatility	216.82	177.94	119.40

5y



Information about previous performance does not guarantee future performance.
Source: FactSet

Price data

Ø price 5 days Ø volume 5 days (pcs.)	0.0437 EUR (2,920)
Ø price 30 days Ø volume 30 days (pcs.)	0.0421 EUR (528)
Ø price 100 days Ø volume 100 days (pcs.)	0.0435 EUR (222)
Ø price 250 days Ø volume 250 days (pcs.)	0.0853 EUR (297)
YTD High date	0.1470 EUR (2024/01/05)
YTD Low date	0.0340 EUR (2024/08/09)
52 Weeks High date	0.2260 EUR (2023/10/19)
52 Weeks Low date	0.0340 EUR (2024/08/09)

Arbitrage views

Exchange ⊕	Date	Time	Price	Trading volume (mio.)	Number of trades
TSX Venture Exchange	2024/10/18	15:30	0.08 CAD	0.00	2
Stuttgart	2024/10/18	21:31	0.04 EUR	0.00	11
Frankfurt	2024/10/18	11:21	0.0685 EUR	0.00	1
FINRA other OTC Issues	2024/10/10	15:42	0.0584 USD	0.00	1
Berlin	2024/10/18	08:08	0.0285 EUR	0.00	1

Company profile

Company Logo



Company Profile

-

Contact Details

TORQ RESOURCES

--

West Hastings Street, Suite 1630 1177 V6E
2K3 Vancouver

Telefon: +1 778.729.0500

Fax: -

E-mail: info@torqresources.com