

## TORQ RESOURCES INC.

ISIN: CA89131L1085 WKN: -

## Overview

2024/07/26 08:10:21

Price  
0.0425 EURDifference  -1.16% (-0.00)

## General attributes

ISIN	CA89131L1085
Symbol	TORQ
Exchange	Frankfurt
Currency	EUR
Sector	Energy / Commodities
Security type	Stock
Market cap (m)	8 EUR
Benchmark	S&P/TSX 60 INDEX

## Market data

Bid (Bid size)	-
Ask (Ask size)	-
Open	0.0425 EUR
High	0.0425 EUR
Low	0.0425 EUR
Close (prev. day)	0.043 EUR
VWAP	0.045 EUR
Volume (pcs)	0
Trading volume	0.00
Number of trades	2
Last size	0

## Futures and Options











Related Futures	-
Related Options	-

5y



Information about previous performance does not guarantee future performance.  
Source: FactSet

## Recent research

on sector		
Date	Headline	Download
2024/07/26	 Equity Weekly	
2024/07/24	 Global Equity Ratings	
2024/07/24	 Aktienempfehlungen Global	
2024/07/15	 Aktienempfehlungen Global	
2024/07/12	 Equity Weekly	

## Details

2024/07/26 08:10:21

### Price

0.0425 EUR

 Difference 📉 -1.16% (-0.00)

### General attributes

ISIN	CA89131L1085
Symbol	TORQ
Exchange	Frankfurt
Currency	EUR
Sector	Energy / Commodities
Security type	Stock
Market cap (m)	8 EUR
Benchmark	S&P/TSX 60 INDEX

### Market data

Bid (Bid size)	-
Ask (Ask size)	-
Open	0.0425 EUR
High	0.0425 EUR
Low	0.0425 EUR
Close (prev. day)	0.043 EUR
VWAP	0.045 EUR
Volume (pcs)	0
Trading volume	0.00
Number of trades	2
Last size	0

### Performance and Risk

	6m	1y	3y
Perf (%)	-67.31%	-87.72%	-92.13%
Perf (abs.)	-0.09	-0.30	-0.50
Beta	0.49	0.65	0.55
Volatility	200.63	153.86	107.99

5y



Information about previous performance does not guarantee future performance.  
Source: FactSet

### Price data

Ø price 5 days   Ø volume 5 days (pcs.)	0.0458 EUR (0)
Ø price 30 days   Ø volume 30 days (pcs.)	0.0462 EUR (10)
Ø price 100 days   Ø volume 100 days (pcs.)	0.0657 EUR (544)
Ø price 250 days   Ø volume 250 days (pcs.)	0.1330 EUR (291)
YTD High   date	0.1470 EUR (2024/01/05)
YTD Low   date	0.0395 EUR (2024/06/19)
52 Weeks High   date	0.4080 EUR (2023/07/28)
52 Weeks Low   date	0.0395 EUR (2024/06/19)

### All listings for TORQ RESOURCES INC.

Exchange	Date	Time	Price	Trading volume (mio.)	Number of trades
TSX Venture Exchange	2024/07/26	20:34	0.09 CAD	0.02	7
Stuttgart	2024/07/26	14:44	0.0515 EUR	0.00	5
Frankfurt	2024/07/26	08:10	0.0425 EUR	0.00	2
FINRA other OTC Issues	2024/07/23	20:09	0.0716 USD	0.00	1
Berlin	2024/07/26	08:08	0.032 EUR	0.00	3



## Company profile

### Company Logo



### Company Profile

-

### Contact Details

TORQ RESOURCES

--

West Hastings Street, Suite 1630 1177 V6E  
2K3 Vancouver

Telefon: +1 778.729.0500

Fax: -

E-mail: [info@torqresources.com](mailto:info@torqresources.com)