

## OPDENERGY HOLDING SA

ISIN: **ES0105544003** WKN: -

## Overview

2024/04/03 15:29:01

Price  
5.75 EURDifference  0.00% (0.00)

## General attributes

ISIN	ES0105544003
Symbol	-
Exchange	Frankfurt
Currency	EUR
Sector	Energy / Commodities
Security type	Stock
Market cap (m)	860 EUR
Benchmark	IBEX 35

## Market data

Bid (Bid size)	-
Ask (Ask size)	-
Open	5.73 EUR
High	5.75 EUR
Low	5.73 EUR
Close (prev. day)	5.75 EUR
VWAP	5.82 EUR
Volume (pcs)	0
Trading volume	0.00
Number of trades	4
Last size	0

## Futures and Options











Related Futures	-
Related Options	-

5y



Information about previous performance does not guarantee future performance.  
Source: FactSet

## Recent research

on sector		on market	
Date		Headline	Download
2024/05/03		Equity Weekly	
2024/04/29		Aktienempfehlungen Österreich	
2024/04/26		Equity Weekly	
2024/04/26		Global Equity Ratings	
2024/04/26		Aktienempfehlungen Global	

## Details

2024/04/03 15:29:01

## Price

5.75 EUR

Difference ➔ 0.00% (0.00)

## General attributes

ISIN	ES0105544003
Symbol	-
Exchange	Frankfurt
Currency	EUR
Sector	Energy / Commodities
Security type	Stock
Market cap (m)	860 EUR
Benchmark	IBEX 35

## Market data

Bid (Bid size)	-
Ask (Ask size)	-
Open	5.73 EUR
High	5.75 EUR
Low	5.73 EUR
Close (prev. day)	5.75 EUR
VWAP	5.82 EUR
Volume (pcs)	0
Trading volume	0.00
Number of trades	4
Last size	0

## Performance and Risk

	6m	1y	3y
Perf (%)	+1.41%	+50.72%	-
Perf (abs.)	+0.08	+1.94	-
Beta	-0.02	0.11	0.21
Volatility	8.22	50.56	-

5y



Information about previous performance does not guarantee future performance.  
Source: FactSet

## Price data

Ø price 5 days   Ø volume 5 days (pcs.)	5.74 EUR (0)
Ø price 30 days   Ø volume 30 days (pcs.)	5.73 EUR (0)
Ø price 100 days   Ø volume 100 days (pcs.)	5.71 EUR (0)
Ø price 250 days   Ø volume 250 days (pcs.)	5.26 EUR (1)
YTD High   date	5.84 EUR (2024/03/19)
YTD Low   date	5.50 EUR (2024/03/20)
52 Weeks High   date	5.84 EUR (2024/03/19)
52 Weeks Low   date	3.56 EUR (2023/04/25)

## Arbitrage views

Exchange	Date	Time	Price	Trading volume (mio.)	Number of trades
Munich	2024/04/03	08:11	5.78 EUR	0.00	1
Frankfurt	2024/04/03	15:29	5.75 EUR	0.00	4
Duesseldorf	2024/04/03	16:31	5.74 EUR	0.00	4
Berlin	2024/04/03	08:13	5.73 EUR	0.00	1

## Company profile

### Company Logo



### Company Profile

-

### Contact Details

OPDENERGY HOLDING

--

Torre Spinola, Planta 5. Cardenal Marcelo  
Spinola 42 28016 Madrid

Telefon: +34 914 559 996

Fax: -

E-mail: -