

LIFCO AB SER. B

ISIN: SE0015949201 WKN: -

Overview

2024/07/26 08:04:19

Price

26.40 EUR

Difference  -2.08% (-0.56)

General attributes

ISIN	SE0015949201
Symbol	LIFCO B
Exchange	Berlin
Currency	EUR
Sector	Other
Security type	Stock
Market cap (m)	11,328 EUR
Benchmark	OMX STOCKHOLM 30 INDEX

Market data

Bid (Bid size)	-
Ask (Ask size)	-
Open	26.40 EUR
High	26.40 EUR
Low	26.40 EUR
Close (prev. day)	26.96 EUR
VWAP	-
Volume (pcs)	0
Trading volume	0.00
Number of trades	3
Last size	0

Futures and Options

Related Futures	-
Related Options	-











5y



Information about previous performance does not guarantee future performance.

Source: FactSet

Recent research

on sector			
Date		Headline	Download
2024/07/26		Equity Weekly	
2024/07/24		Global Equity Ratings	
2024/07/24		Aktienempfehlungen Global	
2024/07/15		Aktienempfehlungen Global	
2024/07/12		Global Equity Ratings	

Details

2024/07/26 08:04:19

Price

26.40 EUR

 Difference ▼ -2.08% (-0.56)

General attributes

ISIN	SE0015949201
Symbol	LIFCO B
Exchange	Berlin
Currency	EUR
Sector	Other
Security type	Stock
Market cap (m)	11,328 EUR
Benchmark	OMX STOCKHOLM 30 INDEX

Market data

Bid (Bid size)	-
Ask (Ask size)	-
Open	26.40 EUR
High	26.40 EUR
Low	26.40 EUR
Close (prev. day)	26.96 EUR
VWAP	-
Volume (pcs)	0
Trading volume	0.00
Number of trades	3
Last size	0

Performance and Risk

	6m	1y	3y
Perf (%)	+18.07%	+45.57%	+11.77%
Perf (abs.)	+4.04	+8.27	+2.78
Beta	1.26	1.06	1.33
Volatility	24.22	24.15	34.19

5y



Information about previous performance does not guarantee future performance.

Source: FactSet

Price data

Ø price 5 days Ø volume 5 days (pcs.)	27.28 EUR (0)
Ø price 30 days Ø volume 30 days (pcs.)	26.32 EUR (0)
Ø price 100 days Ø volume 100 days (pcs.)	24.82 EUR (0)
Ø price 250 days Ø volume 250 days (pcs.)	21.66 EUR (0)
YTD High date	28.22 EUR (2024/07/15)
YTD Low date	21.37 EUR (2024/01/08)
52 Weeks High date	28.22 EUR (2024/07/15)
52 Weeks Low date	15.24 EUR (2023/10/20)

Arbitrage views

Exchange ⊕	Date	Time	Price	Trading volume (mio.)	Number of trades
Tradegate	2024/07/26	22:26	26.74 EUR	0.01	27
Stuttgart	2024/07/26	13:56	26.52 EUR	0.00	9
Nasdaq Stockholm	2024/07/26	18:00	314.00 SEK	40.70	1,007
Munich	2024/07/26	08:04	26.62 EUR	0.00	2
London Stock	2024/06/	18:10	278.80 SEK	28.44	1

Exchange	05					
Hanover	2024/07/26	08:01	26.50	EUR	0.00	3
Frankfurt	2024/07/26	16:45	26.84	EUR	0.01	1
FINRA other OTC Issues	2024/06/20	15:30	25.85	USD	0.01	2
Duesseldorf	2024/07/26	19:32	26.58	EUR	0.00	7
Berlin	2024/07/26	08:04	26.40	EUR	0.00	3

Company profile

Company Logo

The logo for LIFCO, consisting of the word "LIFCO" in a bold, blue, serif typeface.

Company Profile

-

Contact Details

LIFCO AB

--

Telefon: -

Fax: -

E-mail: -