

CYBERAGENT INC.

ISIN: JP3311400000 WKN: 4751

Overview

2024/04/26 21:05:04

Price
6.10 EURDifference  4.27% (0.25)

General attributes

| | |
|----------------|--------------|
| ISIN | JP3311400000 |
| Symbol | 4751 |
| Exchange | Berlin |
| Currency | EUR |
| Sector | - |
| Security type | Stock |
| Market cap (m) | 3,077 EUR |
| Benchmark | NIKKEI 225 |

Market data

| | |
|-------------------|----------|
| Bid (Bid size) | - |
| Ask (Ask size) | - |
| Open | 6.10 EUR |
| High | 6.15 EUR |
| Low | 6.10 EUR |
| Close (prev. day) | 5.85 EUR |
| VWAP | - |
| Volume (pcs) | 0 |
| Trading volume | 0.00 |
| Number of trades | 8 |
| Last size | 0 |

Futures and Options

| | |
|-----------------|---|
| Related Futures | - |
| Related Options | - |











5y



Information about previous performance does not guarantee future performance.
Source: FactSet

Recent research

on market

| Date | Headline | Download |
|------------|---|---|
| 2024/02/22 |  Aktienempfehlungen Global |  |
| 2024/02/22 |  Global Equity Ratings |  |
| 2023/10/27 |  Global Equity Ratings |  |
| 2023/10/27 |  Aktienempfehlungen Global |  |
| 2023/09/29 |  Global Equity Ratings |  |

Details

2024/04/26 21:05:04

Price

6.10 EUR

Difference ▲ 4.27% (0.25)

General attributes

| | |
|----------------|--------------|
| ISIN | JP3311400000 |
| Symbol | 4751 |
| Exchange | Berlin |
| Currency | EUR |
| Sector | - |
| Security type | Stock |
| Market cap (m) | 3,077 EUR |
| Benchmark | NIKKEI 225 |

Market data

| | |
|-------------------|----------|
| Bid (Bid size) | - |
| Ask (Ask size) | - |
| Open | 6.10 EUR |
| High | 6.15 EUR |
| Low | 6.10 EUR |
| Close (prev. day) | 5.85 EUR |
| VWAP | - |
| Volume (pcs) | 0 |
| Trading volume | 0.00 |
| Number of trades | 8 |
| Last size | 0 |

Performance and Risk

| | 6m | 1y | 3y |
|-------------|---------|---------|------|
| Perf (%) | +26.03% | -26.51% | - |
| Perf (abs.) | +1.26 | -2.20 | - |
| Beta | 0.70 | 0.66 | 0.94 |
| Volatility | 38.70 | 36.74 | - |

5y



Information about previous performance does not guarantee future performance.
Source: FactSet

Price data

| | |
|---|-----------------------|
| Ø price 5 days Ø volume 5 days (pcs.) | 6.21 EUR (0) |
| Ø price 30 days Ø volume 30 days (pcs.) | 6.44 EUR (0) |
| Ø price 100 days Ø volume 100 days (pcs.) | 6.11 EUR (0) |
| Ø price 250 days Ø volume 250 days (pcs.) | 6.04 EUR (0) |
| YTD High date | 6.80 EUR (2024/03/22) |
| YTD Low date | 5.50 EUR (2024/01/16) |
| 52 Weeks High date | 8.00 EUR (2023/05/12) |
| 52 Weeks Low date | 4.84 EUR (2023/10/11) |

All listings for CYBERAGENT INC.

| Exchange ⊕ | Date | Time | Price | Trading volume (mio.) | Number of trades |
|-------------------------|------------|-------|--------------|-----------------------|------------------|
| Tradegate | 2024/04/26 | 22:02 | 6.15 EUR | 0.00 | 1 |
| Tokyo Stock Exchange | 2024/04/26 | 08:00 | 1,029.00 JPY | 104.80 | 12,203 |
| Stuttgart | 2024/04/26 | 08:07 | 6.05 EUR | 0.00 | 3 |
| Munich | 2024/04/26 | 08:11 | 6.05 EUR | 0.00 | 2 |
| Hanover | 2024/04/26 | 08:00 | 6.10 EUR | 0.00 | 3 |

| | | | | | | |
|---------------------------|----------------|-------|----------|------|--|---|
| | 26 | | | | | |
| Frankfurt | 2024/04/ 26 | 08:19 | 6.10 EUR | 0.00 | | 2 |
| FINRA other OTC Issues | 2024/04/ 25 | 18:43 | 6.45 USD | 0.00 | | 1 |
| Duesseldorf | 2024/04/ 26 | 19:31 | 6.05 EUR | 0.00 | | 7 |
| Berlin | 2024/04/ 26 | 21:05 | 6.10 EUR | 0.00 | | 8 |

Company profile

Company Logo

Contact Details

CYBER AGENT

--

Telefon: -

Fax: -

E-mail: -

Company Profile

-