

## LINEA DIRECTA ASEGURADORA SA EUR0.04

ISIN: **ES0105546008** WKN: -

## Overview

2022/08/15 17:38:00

Price  
1.141 EURDifference  -1.64% (-0.02)

## General attributes

ISIN	ES0105546008
Symbol	LDA
Exchange	BME Continuous Market
Currency	EUR
Sector	-
Security type	Stock
Market cap (m)	1,242 EUR
Benchmark	IBEX 35

## Market data

Bid (Bid size)	-
Ask (Ask size)	-
Open	1.15 EUR
High	1.154 EUR
Low	1.132 EUR
Close (prev. day)	1.16 EUR
VWAP	1.141231 EUR
Volume (pcs)	195,245
Trading volume	222,819.76
Number of trades	253
Last size	-

## Futures and Options

Related Futures	-
Related Options	-










5y



Information about previous performance does not guarantee future performance.  
Source: FactSet

## Recent research

on market

Date	Headline	Download
2022/08/08	 Global Equity Ratings	
2022/08/08	 Aktienempfehlungen Global	
2022/08/08	 Marktkommentar	
2022/07/25	 Global Equity Ratings	
2022/07/25	 Aktienempfehlungen Global	

## Details

2022/08/15 17:38:00

## Price

1.141 EUR

Difference 📉 -1.64% (-0.02)

## General attributes

ISIN	ES0105546008
Symbol	LDA
Exchange	BME Continuous Market
Currency	EUR
Sector	-
Security type	Stock
Market cap (m)	1,242 EUR
Benchmark	IBEX 35

## Market data

Bid (Bid size)	-
Ask (Ask size)	-
Open	1.15 EUR
High	1.154 EUR
Low	1.132 EUR
Close (prev. day)	1.16 EUR
VWAP	1.141231 EUR
Volume (pcs)	195,245
Trading volume	222,819.76
Number of trades	253
Last size	-

## Performance and Risk

	6m	1y	3y
Perf (%)	-27.78%	-34.87%	-
Perf (abs.)	-0.44	-0.61	-
Beta	-	-	-
Volatility	26.86	25.35	25.85

5y



Information about previous performance does not guarantee future performance.  
Source: FactSet

## Price data

Ø price 5 days   Ø volume 5 days (pcs.)	1.151 EUR (478,761)
Ø price 30 days   Ø volume 30 days (pcs.)	1.137 EUR (673,479)
Ø price 100 days   Ø volume 100 days (pcs.)	1.269 EUR (639,902)
Ø price 250 days   Ø volume 250 days (pcs.)	1.484 EUR (787,422)
YTD High   date	1.624 EUR (2022/01/14)
YTD Low   date	1.051 EUR (2022/07/22)
52 Weeks High   date	1.900 EUR (2021/09/17)
52 Weeks Low   date	1.051 EUR (2022/07/22)

## Arbitrage views

Exchange <span>📍</span>	Date	Time	Price	Trading volume (mio.)	Number of trades
Stuttgart	2022/08/15	08:13	1.144 EUR	0.00	3
Munich	2022/08/15	08:03	1.134 EUR	0.00	1
Frankfurt	2022/08/15	09:16	1.136 EUR	0.00	1
FINRA other OTC Issues	2022/07/27	21:07	1.11 USD	0.03	2
BME Continuous	2022/08/15	17:38	1.141 EUR	0.22	253

Market

15

## Company profile

### Company Logo

<https://>

### Company Profile

-

### Contact Details

LÍNEA DIRECTA ASEGURADORA SA

--

----

Telefon: -

Fax: -

E-mail: -