

## HORNBACH HOLDING AG &amp; CO. KGAA

ISIN: DE0006083405 WKN: 608340

## Overview

2022/03/17 20:10:23

Price  
134.00 USDDifference  8.82% (10.87)

## General attributes

ISIN	DE0006083405
Symbol	HBH
Exchange	FINRA other OTC Issues
Currency	USD
Sector	Commerce
Security type	Stock
Market cap (m)	1,274 EUR
Benchmark	GERMANY DAX

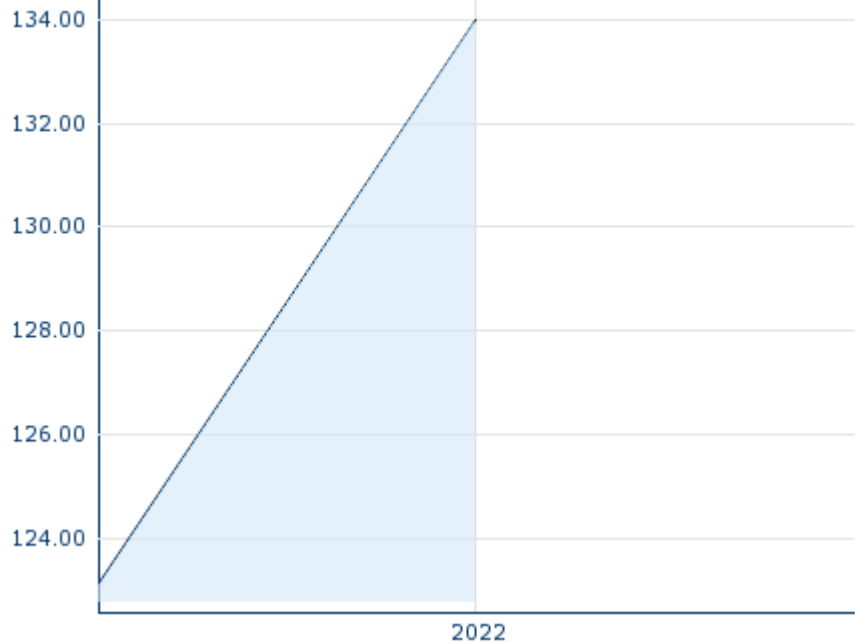
## Market data

Bid (Bid size)	-
Ask (Ask size)	-
Open	134.00 USD
High	134.00 USD
Low	134.00 USD
Close (prev. day)	123.135 USD
VWAP	78.62908 USD
Volume (pcs)	1,400
Trading volume	187,600.00
Number of trades	1
Last size	1,400

## Futures and Options










Related Futures	15
Related Options	-

5y



Information about previous performance does not guarantee future performance.  
Source: FactSet

## Recent research

	on sector	on market	
Date		Headline	Download
2024/07/15		Aktienempfehlungen Global	
2024/07/12		Global Equity Ratings	
2024/06/21		Equity Weekly	
2024/06/21		Global Equity Ratings	
2024/06/21		Aktienempfehlungen Global	

## Details

2022/03/17 20:10:23

## Price

134.00 USD

Difference ▲ 8.82% (10.87)

## General attributes

ISIN	DE0006083405
Symbol	HBH
Exchange	FINRA other OTC Issues
Currency	USD
Sector	Commerce
Security type	Stock
Market cap (m)	1,274 EUR
Benchmark	GERMANY DAX

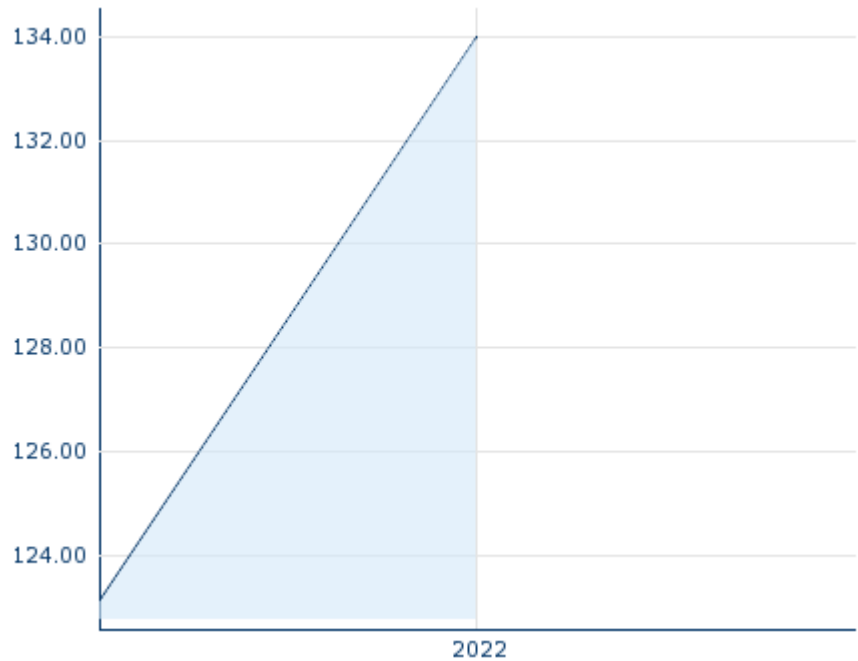
## Market data

Bid (Bid size)	-
Ask (Ask size)	-
Open	134.00 USD
High	134.00 USD
Low	134.00 USD
Close (prev. day)	123.135 USD
VWAP	78.62908 USD
Volume (pcs)	1,400
Trading volume	187,600.00
Number of trades	1
Last size	1,400

## Performance and Risk

	6m	1y	3y
Perf (%)	-	-	-
Perf (abs.)	-	-	-
Beta	0.94	1.07	1.00
Volatility	-	-	-

5y



Information about previous performance does not guarantee future performance.  
Source: FactSet

## Price data

Ø price 5 days   Ø volume 5 days (pcs.)	- USD (58)
Ø price 30 days   Ø volume 30 days (pcs.)	- USD (-)
Ø price 100 days   Ø volume 100 days (pcs.)	- USD (3)
Ø price 250 days   Ø volume 250 days (pcs.)	- USD (1)
YTD High   date	- USD (-)
YTD Low   date	- USD (-)
52 Weeks High   date	- USD (-)
52 Weeks Low   date	- USD (-)

## Arbitrage views

Exchange <span>⊕</span>	Date	Time	Price	Trading volume (mio.)	Number of trades
Xetra	2024/07/16	17:35	79.70 EUR	0.72	189
Vienna Stock Exchange	2024/07/16	17:32	79.40 EUR	0.00	5
Tradegate	2024/07/16	22:26	79.90 EUR	0.04	19
Stuttgart	2024/07/16	21:55	79.60 EUR	0.00	61
SIX Swiss Exchange	2019/	17:30	54.60 CHF	0.00	1

	05/02					
Munich	2024/ 07/16	08:00	78.70 EUR	0.00		2
London Stock Exchange European Trade Reporting	2024/ 07/16	17:30	79.45 EUR	0.00		2
Hanover	2024/ 07/16	08:16	78.20 EUR	0.00		3
Hamburg	2024/ 07/16	08:16	78.20 EUR	0.00		3
Frankfurt	2024/ 07/16	11:05	78.70 EUR	0.00		4
FINRA other OTC Issues	2022/ 03/17	20:10	134.00 USD	0.19		1
Duesseldorf	2024/ 07/16	19:32	79.40 EUR	0.00		7
Berlin	2024/ 07/16	08:00	78.30 EUR	0.00		1

## Company profile

### Company Logo



### Contact Details

HORNBACH HOLDING AG & CO. KGAA

--

Hornbachstraße 11 - 76879 Bornheim

Telefon: +49-6348-60-00

Fax: +49-6348-60-4000

E-mail: [info@hornbach-holding.com](mailto:info@hornbach-holding.com)

### Company Profile

-

### Members of Management Board

Albrecht Hornbach	Chairman of Managing Board
Erich Harsch	Member of Executive Committee
Karin Dohm	Member of Executive Committee

### Board of directors

John Feldmann	Chairman of Supervisory Board
Martin Hornbach	Member of Supervisory Board
Melanie Thomann-Bopp	Member of Supervisory Board
Simona Scarpaleggia	Member of Supervisory Board
Simone Krah	Member of Supervisory Board
Vanessa Stütze	Member of Supervisory Board