

OMX COPENHAGEN_PI

ISIN: **DK0060488385** WKN: -

Overview

2024/09/19 11:07:33

Price

1,932.9618

DKK

Difference ▲ 1.42% (27.04)

General attributes

| | |
|----------------------|--------------|
| ISIN | DK0060488385 |
| Symbol | - |
| Country | Denmark |
| Instruments in index | 127 |
| Type of index | Price Index |
| Security type | Index |

Market data

| | |
|--------------------|----------------|
| Open | 1,929.9671 DKK |
| High | 1,934.9253 DKK |
| Low | 1,923.7497 DKK |
| Close (prev. day) | 1,905.9211 DKK |
| Trading volume (m) | - |
| Volume (pcs) | - |

Top 5

| Name | Price | + - (%) | Trend |
|---------------|--------|---------|--------------------------------------|
| H+H INTERN... | 97.20 | +5.54 | ▲ |
| NTG NORDIC... | 301.00 | +4.88 | ▲ |
| GERMAN HIG... | 77.00 | +4.05 | ▲ |
| PHARMA EQU... | 0.252 | +3.28 | ▲ |
| SVITZER GR... | 263.30 | +3.25 | ▲ |

Intraday 1w 1m 6m 1y 3y

Flop 5

| Name | Price | + - (%) | Trend |
|---------------|--------|---------|------------------------------------|
| AGAT EJEND... | 1.53 | -4.38 | ▼ |
| ENNOGIE SO... | 10.25 | -3.30 | ▼ |
| LUXOR B A/... | 555.00 | -2.63 | ▼ |
| AQUAPORIN ... | 37.10 | -2.37 | ▼ |
| PRIME OFFI... | 179.00 | -1.65 | ▼ |

Intraday 1w 1m 6m 1y 3y

5y



Information about previous performance does not guarantee future performance.
Source: FactSet

Recent research

| on market | | | |
|------------|--|---------------------------|--------------------------|
| Date | | Headline | Download |
| 2024/09/11 | | Global Equity Ratings | Download |
| 2024/09/11 | | Aktienempfehlungen Global | Download |
| 2024/09/09 | | Marktkommentar | Download |
| 2024/09/05 | | Global Equity Ratings | Download |
| 2024/09/05 | | Aktienempfehlungen Global | Download |

Futures and Options

Related Futures -

Related Options -

Details

2024/09/19 11:07:33

Price

1,932.9618

DKK

Difference



1.42% (27.04)

General attributes

ISIN DK0060488385

Symbol -

Country Denmark

Security type Index

Instruments in index 127

Market data

Open 1,929.9671 DKK

High 1,934.9253 DKK

Low 1,923.7497 DKK

Close (prev. day) 1,905.9211 DKK

Trading volume (m) -

Volume (pcs) -

Performance and Risk

| | 6m | 1y | 3y |
|-------------|--------|---------|---------|
| Perf (%) | +0.97% | +23.03% | +32.85% |
| Perf (abs.) | +18.25 | +356.78 | +471.26 |
| Beta | - | - | - |
| Volatility | 19.21 | 18.24 | 19.44 |



Information about previous performance does not guarantee future performance.
Source: FactSet

Price data






















| | |
|---|-----------------------------|
| Ø price 5 days Ø volume 5 days (pcs.) | 1,935.7706 DKK (0) |
| Ø price 30 days Ø volume 30 days (pcs.) | 1,911.9187 DKK (0) |
| Ø price 100 days Ø volume 100 days (pcs.) | 1,930.1616 DKK (0) |
| Ø price 250 days Ø volume 250 days (pcs.) | 1,781.2348 DKK (0) |
| YTD High date | 2,056.1903 DKK (2024/06/26) |
| YTD Low date | 1,613.7766 DKK (2024/01/02) |
| 52 Weeks High date | 2,056.1903 DKK (2024/06/26) |
| 52 Weeks Low date | 1,468.9062 DKK (2023/10/04) |

Composition

| Name  ISIN | Price | Diff %  Diff +/- | Performance  | Date Time | Turnover Pc.  Turnover Money  |
|--|-----------|--|---|----------------------|--|
| A.P. MOLLER-MAERSK A/S CL... DK0010244425 | 10,410.00 | 1.07% 110.00 |  | 24/09/19 11:02:02 | 1,038 10,843,030.00 |
| A.P. MOLLER-MAERSK B DK0010244508 | 10,710.00 | 0.52% 55.00 |  | 24/09/19 11:07:26 | 5,906 63,815,222.50 |
| AALBORG BOLDSPILKLUB A/S DK0060868966 | 40.00 | 1.01% 0.40 |  | 24/09/19 09:19:11 | 93 3,705.80 |
| AGAT EJENDOMME A/S DK0010258995 | 1.53 | -4.38% -0.07 |  | 24/09/19 09:01:32 | 485 742.05 |
| AGF A/S CLASS B DK0010263722 | 0.66 | -1.49% -0.01 |  | 24/09/19 10:58:52 | 3,046 2,021.96 |
| ALK-ABELLÓ B A/S DK0061802139 | 179.60 | 0.90% 1.60 |  | 24/09/19 11:06:21 | 16,269 2,918,386.60 |
| ALM BRAND A/S DK0015250344 | 12.65 | 0.32% 0.04 |  | 24/09/19 11:07:30 | 803,533 10,193,343.54 |
| AMBU A/S DK0060946788 | 135.20 | -0.37% -0.50 |  | 24/09/19 11:05:39 | 149,061 20,275,126.50 |
| AQUAPORIN A/S DKK1 DK0061555109 | 37.10 | -2.37% -0.90 |  | 24/09/19 11:07:02 | 22,993 858,167.60 |
| ASETEK A/S DK0060477263 | 1.668 | -1.18% -0.02 |  | 24/09/19 10:57:12 | 26,636 45,518.96 |
| ATLANTIC PETROLEUM P/F FO000A0DN9X4 | 2.50 | 0.00% 0.00 | | 24/09/19 09:03:33 | 143 357.50 |
| BANG & OLUFSEN A/S DK0010218429 | 8.47 | 0.83% 0.07 |  | 24/09/19 10:55:41 | 12,675 106,381.24 |
| BAVARIAN NORDIC A/S DK0015998017 | 245.10 | 0.86% 2.10 |  | 24/09/19 11:07:05 | 45,602 11,089,968.10 |
| BETTER COLLECTIVE A/S EUR... DK0060952240 | 145.20 | 0.55% 0.80 |  | 24/09/19 11:03:56 | 7,520 1,087,400.20 |
| BIOPORTO A/S DK0011048619 | 1.98 | 2.06% 0.04 |  | 24/09/19 10:26:06 | 110,816 214,446.76 |
| BOOZT AB SE0009888738 | 68.90 | 2.76% 1.85 |  | 24/09/19 10:57:04 | 5,396 370,871.50 |
| BRD. KLEE B A/S DK0010129089 | 4,000.00 | 0.50% 20.00 |  | 24/09/18 17:20:00 | 3 11,960.00 |
| BROEDRENE A&O JOHANSEN PR... DK0061686714 | 88.10 | 1.03% 0.90 |  | 24/09/19 11:07:12 | 6,077 533,247.80 |
| BRØNDBYERNES IF FODBOLD A... DK0010247956 | 0.584 | 0.00% 0.00 | | 24/09/19 11:05:40 | 16,106 9,437.58 |
| CARLSBERG A A/S DK0010181676 | 1,090.00 | -0.91% -10.00 |  | 24/09/19 11:02:27 | 99 107,820.00 |
| CARLSBERG A/S SER. 'B' DK0010181759 | 797.40 | 1.94% 15.20 |  | 24/09/19 11:07:33 | 28,612 22,683,821.40 |
| CBRAIN A/S DK0060030286 | 209.00 | 2.45% 5.00 |  | 24/09/19 11:02:21 | 17,098 3,548,367.75 |
| CEMAT A/S DK0010271584 | 1.075 | 0.00% 0.00 | | 24/09/19 10:45:10 | 10,384 8,994.71 |

| | | | | | |
|--|-----------|-----------------|---|----------------------|--------------------------|
| CHEMOMETEC A/S DK0060055861 | 430.20 | 0.23% 1.00 | | 24/09/19 11:03:20 | 9,465 4,111,994.60 |
| COLOPLAST A/S SER. B DK0060448595 | 918.00 | 0.75% 6.80 | | 24/09/19 11:07:31 | 33,511 30,739,851.50 |
| COLUMBUS A/S DK0010268366 | 9.90 | 1.85% 0.18 | █ | 24/09/19 11:01:08 | 107,037 1,059,329.28 |
| COPENHAGEN CAPITAL A/S DK0060093607 | 5.10 | -0.97% -0.05 | | 24/09/19 09:00:03 | 4 20.40 |
| DAMPSKIBSSELSKABET NORDEN... DK0060083210 | 279.20 | 2.05% 5.60 | █ | 24/09/19 11:05:35 | 30,319 8,489,229.50 |
| DANSKE ANDELKASSERS BANK... DK0060299063 | 12.00 | 0.00% 0.00 | | 24/09/19 10:36:06 | 2,214 26,718.00 |
| DANSKE BANK A/S DK0010274414 | 204.10 | -0.24% -0.50 | | 24/09/19 11:07:06 | 209,042 42,782,489.20 |
| DANTAX A/S DK0015205637 | 428.00 | 1.90% 8.00 | █ | 24/09/19 10:39:20 | 75 32,100.00 |
| DEMANT A/S DK0060738599 | 286.00 | 1.20% 3.40 | █ | 24/09/19 11:05:38 | 81,353 23,225,206.30 |
| DET OESTASIATISKE KOMPAGN... DK0061277894 | 10,700.00 | 1.90% 200.00 | █ | 24/09/16 17:20:00 | 4 42,700.00 |
| DFDS A/S DK0060655629 | 175.00 | 0.29% 0.50 | | 24/09/19 11:05:10 | 67,945 11,939,490.70 |
| DJURSLANDS BANK A/S DK0060136273 | 520.00 | 0.97% 5.00 | █ | 24/09/19 09:00:03 | 48 9,880.00 |
| DSV A/S DK0060079531 | 1,385.00 | 0.00% 0.00 | | 24/09/19 11:07:28 | 87,725 121,445,749.25 |
| EMBLA MEDICAL HF IS0000000040 | 30.80 | 0.00% 0.00 | | 24/09/19 11:02:49 | 1,887 57,629.30 |
| ENNOGIE SOLAR GROUP A/S DK0010305077 | 10.25 | -3.30% -0.35 | | 24/09/19 10:26:44 | 5,605 57,368.10 |
| FAST EJENDOM DANMARK A/S DK0060522746 | 119.00 | 1.71% 2.00 | █ | 24/09/19 10:14:40 | 422 50,157.00 |
| FIRSTFARMS A/S DK0060056166 | 73.80 | -1.34% -1.00 | | 24/09/19 10:15:24 | 371 27,426.20 |
| FLSMIDTH & CO. A/S DK0010234467 | 343.60 | 1.90% 6.40 | █ | 24/09/19 11:07:31 | 73,711 25,237,868.60 |
| FLUGGER GROUP A/S SER. B DK0010218189 | 344.00 | 1.18% 4.00 | █ | 24/09/19 10:53:21 | 30 10,290.00 |
| FOROYA BANKI P/F FO0000000088 | 154.50 | 0.00% 0.00 | | 24/09/19 10:25:38 | 311 48,016.00 |
| FYNSKE BANK A/S DK0060520377 | 151.00 | 0.00% 0.00 | | 24/09/19 09:55:25 | 100 15,100.00 |
| GABRIEL HOLDING A/S DK0060124691 | 270.00 | 0.00% 0.00 | | 24/09/19 09:01:34 | 2 540.00 |
| GENMAB A/S DK0010272202 | 1,771.50 | 0.68% 12.00 | | 24/09/19 11:04:03 | 16,201 28,625,694.75 |
| GERMAN HIGH STREET PROPER... DK0060093524 | 77.00 | 4.05% 3.00 | █ | 24/09/19 10:17:13 | 19 1,463.00 |
| GLUNZ & JENSEN HOLDING A/... DK0010249309 | 68.00 | 0.74% 0.50 | | 24/09/17 17:20:00 | 549 37,357.00 |
| GN STORE NORD A/S DK0010272632 | 166.65 | -0.12% -0.20 | | 24/09/19 11:07:15 | 101,495 17,060,700.77 |
| GREEN HYDROGEN SYSTEMS A/... DK0061540341 | 5.84 | 0.52% 0.03 | | 24/09/19 11:06:05 | 45,336 265,801.31 |
| GREENMOBILITY A/S | 30.40 | 0.00% | | 24/09/19 | 167 |

| | | | | | |
|--|----------|------------------|--|----------------------|-------------------------|
| DK0060817898 | | 0.00 | | 09:01:35 | 1,735.00 |
| GRØNLANDSBANKEN A/S DK0010230630 | 670.00 | 1.52% 10.00 | | 24/09/19 10:54:56 | 2 1,340.00 |
| GUBRA A/S DKK1 DK0062266474 | 518.00 | 1.57% 8.00 | | 24/09/19 11:00:06 | 2,229 1,154,382.00 |
| GYLDENDAL A A/S DK0010247527 | 1,210.00 | 0.83% 10.00 | | 24/09/18 17:20:00 | 12 14,840.00 |
| GYLDENDAL B A/S DK0010247600 | 314.00 | 5.37% 16.00 | | 24/09/16 17:20:00 | 30 9,246.00 |
| H+H INTERNATIONAL A/S DK0015202451 | 97.20 | 5.54% 5.10 | | 24/09/19 11:02:05 | 26,258 2,487,587.05 |
| H. LUNDBECK A/S SER. A DK0061804697 | 39.25 | 0.51% 0.20 | | 24/09/19 11:00:08 | 17,009 664,635.45 |
| H. LUNDBECK A/S SER. B DK0061804770 | 44.86 | 1.04% 0.46 | | 24/09/19 11:05:11 | 102,239 4,551,226.09 |
| HARBOES BRYGGERI B A/S DK0060014751 | 273.00 | 2.25% 6.00 | | 24/09/19 11:05:24 | 5,403 1,471,442.00 |
| HUSCOMPAGNIET A/S DKK5 DK0061412855 | 64.80 | 3.18% 2.00 | | 24/09/19 10:50:30 | 11,592 745,622.20 |
| HVIDBJERG BANK A/S DK0060135978 | 113.00 | -0.88% -1.00 | | 24/09/19 09:29:46 | 738 72,094.00 |
| ISS A/S DK0060542181 | 135.30 | 0.30% 0.40 | | 24/09/19 11:06:44 | 91,695 12,355,968.75 |
| JEUDAN A/S DK0061282464 | 224.00 | 0.90% 2.00 | | 24/09/19 10:48:45 | 4,973 1,113,090.00 |
| JYSKE BANK A/S DK0010307958 | 529.00 | 0.67% 3.50 | | 24/09/19 11:07:31 | 43,003 22,780,815.00 |
| KREDITBANKEN A/S DK0010253764 | 5,050.00 | 1.00% 50.00 | | 24/09/18 17:20:00 | 42 212,100.00 |
| KØBENHAVNS LUFTHAVNE A/S DK0010201102 | 4,290.00 | 1.42% 60.00 | | 24/09/19 11:03:03 | 111 475,410.00 |
| LOLLANDS BANK A/S DK0060000107 | 560.00 | 0.00% 0.00 | | 24/09/19 09:00:04 | 20 11,200.00 |
| LUXOR B A/S DK0010213628 | 555.00 | -2.63% -15.00 | | 24/09/19 10:53:39 | 50 27,800.00 |
| LÅN OG SPAR BANK A/S DK0010201532 | 680.00 | 0.00% 0.00 | | 24/09/19 10:18:41 | 10 6,800.00 |
| MATAS A/S DK0060497295 | 125.00 | 0.81% 1.00 | | 24/09/19 10:54:23 | 8,825 1,107,644.50 |
| MT HOJGAARD HOLDING A/S C... DK0010255975 | 206.00 | 0.49% 1.00 | | 24/09/19 11:05:36 | 5,307 1,090,592.00 |
| MØNS BANK A/S DK0060133841 | 230.00 | 0.00% 0.00 | | 24/09/18 17:20:00 | 276 62,942.00 |
| NETCOMPANY GROUP A/S DK0060952919 | 317.40 | 1.93% 6.00 | | 24/09/19 11:01:53 | 10,243 3,241,550.40 |
| NEWCAP HOLDING A/S DK0010212570 | 0.184 | 0.00% 0.00 | | 24/09/19 10:38:32 | 420 76.08 |
| NILFISK HOLDING A/S DKK20 DK0060907293 | 137.60 | 0.00% 0.00 | | 24/09/19 10:53:45 | 2,210 304,942.00 |
| NKT A/S DK0010287663 | 654.50 | 0.93% 6.00 | | 24/09/19 11:07:35 | 25,084 16,405,558.50 |
| NNIT A/S DKK10 DK0060580512 | 115.40 | 0.52% 0.60 | | 24/09/19 10:56:11 | 6,777 779,874.40 |
| NOBLE CORPORATION PLC CL... GB00BMXNWH07 | 249.00 | 1.43% 3.50 | | 24/09/19 11:05:45 | 613 151,163.00 |

| | | | | | |
|--|----------|-----------------|---|----------------------|---------------------------|
| NORDEA BANK ABP FI4000297767 | 78.98 | 0.84% 0.66 |  | 24/09/19 11:07:31 | 155,714 12,289,560.70 |
| NORDFYNS BANK A/S DK0061295441 | 348.00 | -0.57% -2.00 |  | 24/09/19 09:31:54 | 200 69,600.00 |
| NORTH MEDIA A/S DK0010270347 | 55.80 | 0.00% 0.00 | | 24/09/19 10:57:31 | 2,266 126,872.80 |
| NOVO-NORDISK AS B DK0062498333 | 901.20 | 2.15% 19.00 |  | 24/09/19 11:07:08 | 396,236 356,249,885.95 |
| NOVONESIS A/S SER. B DK0060336014 | 456.30 | 0.02% 0.10 |  | 24/09/19 11:03:59 | 43,190 19,746,238.10 |
| NTG NORDIC TRANSPORT GROU... DK0061141215 | 301.00 | 4.88% 14.00 |  | 24/09/19 11:06:22 | 27,020 8,074,021.75 |
| NTR HOLDING B A/S DK0010027671 | 3.42 | 0.59% 0.02 |  | 24/09/16 17:20:00 | 400 1,368.00 |
| OERSTED A/S DK0060094928 | 434.50 | -0.23% -1.00 |  | 24/09/19 11:07:27 | 66,248 29,041,918.00 |
| ORPHAZYME A/S DK0062502894 | 887.00 | 0.80% 7.00 |  | 24/09/19 11:05:43 | 82 71,696.00 |
| PANDORA A/S DK0060252690 | 1,172.50 | 2.31% 26.50 |  | 24/09/19 11:04:00 | 14,196 16,537,694.75 |
| PARK STREET A/S 'A' DK0010158500 | 13.00 | 0.78% 0.10 |  | 24/09/18 17:20:00 | 24,355 322,022.00 |
| PARKEN SPORT & ENTERTAINM... DK0010237643 | 116.00 | 0.87% 1.00 |  | 24/09/19 10:50:14 | 572 65,864.50 |
| PENNEO A/S DKK0.02 DK0061283009 | 8.80 | -0.68% -0.06 |  | 24/09/19 10:59:54 | 2,449 21,551.80 |
| PER AARSLEFF HOLDING B A/... DK0060700516 | 414.00 | 1.85% 7.50 |  | 24/09/19 11:05:51 | 4,114 1,701,619.50 |
| PHARMA EQUITY GROUP A/S '... DK0061155009 | 0.252 | 3.28% 0.01 |  | 24/09/19 09:33:24 | 100,000 25,117.88 |
| PRIME OFFICE A/S DK0060137594 | 179.00 | -1.65% -3.00 |  | 24/09/19 10:27:59 | 1 179.00 |
| RIAS B A/S DK0010125848 | 660.00 | 2.33% 15.00 |  | 24/09/19 10:28:57 | 21 13,460.00 |
| RINGKJØBING LANDBOBANK A/... DK0060854669 | 1,067.00 | 1.23% 13.00 |  | 24/09/19 11:07:31 | 3,345 3,567,342.00 |
| ROBLON B A/S DK0060485019 | 94.00 | 2.73% 2.50 |  | 24/09/19 10:59:56 | 1,897 175,228.00 |
| ROCKWOOL A/S SER. 'A' DK0010219070 | 3,030.00 | 2.19% 65.00 |  | 24/09/19 11:03:07 | 1,599 4,804,600.00 |
| ROCKWOOL A/S SER. 'B' DK0010219153 | 3,052.00 | 2.14% 64.00 |  | 24/09/19 11:06:58 | 6,647 20,160,718.00 |
| ROVSING A/S DK0061152170 | 49.00 | -0.81% -0.40 |  | 24/09/19 10:27:23 | 4,806 226,413.60 |