

OMX COPENHAGEN_PI

ISIN: **DK0060488385** WKN: -

Overview

2024/06/24 17:05:00	
Price	2,004.3942 DKK
Difference	▲ 0.44% (8.79)
General attributes	
ISIN	DK0060488385
Symbol	-
Country	Denmark
Instruments in index	128
Type of index	Price Index
Security type	Index
Market data	
Open	1,992.1955 DKK
High	2,007.8347 DKK
Low	1,988.5256 DKK
Close (prev. day)	1,995.6064 DKK
Trading volume (m)	-
Volume (pcs)	-



Information about previous performance does not guarantee future performance.
Source: FactSet

Top 5

Name	Price	+ - (%)	Trend
AQUAPORIN ...	18.35	+10.54	▲
ALK-ABELLÓ...	157.20	+8.34	▲
BROEDRENE ...	78.10	+5.97	▲
ZEALAND PH...	811.00	+5.67	▲
SVITZER GR...	269.80	+4.57	▲

Intraday 1w 1m 6m 1y 3y

Flop 5

Name	Price	+ - (%)	Trend
NTR HOLDIN...	3.64	-9.00	▼
SHAPE ROBO...	26.30	-4.01	▼
GUBRA A/S ...	470.00	-3.09	▼
DANTAX A/S	444.00	-3.06	▼
GLUNZ & JE...	69.00	-2.82	▼

Intraday 1w 1m 6m 1y 3y

Recent research

Date	Headline	Download
2024/06/21	Global Equity Ratings	Download
2024/06/21	Aktienempfehlungen Global	Download
2024/06/20	Bosnia and Herzegovina Growth to remain subdued ...	Download
2024/06/14	Global Equity Ratings	Download
2024/06/14	Aktienempfehlungen Global	Download

Futures and Options

Related Futures -

Related Options -

Details

2024/06/24 17:05:00

Price

2,004.3942

DKK

Difference



0.44% (8.79)

General attributes

ISIN DK0060488385

Symbol -

Country Denmark

Security type Index

Instruments in index 128

Market data

Open 1,992.1955 DKK

High 2,007.8347 DKK

Low 1,988.5256 DKK

Close (prev. day) 1,995.6064 DKK

Trading volume (m) -

Volume (pcs) -

Performance and Risk

	6m	1y	3y
Perf (%)	+24.04%	+34.52%	+49.68%
Perf (abs.)	+388.50	+514.34	+665.28
Beta	-	-	-
Volatility	15.95	17.38	18.66



Information about previous performance does not guarantee future performance.
Source: FactSet

Price data





















Ø price 5 days Ø volume 5 days (pcs.)	1,996.0060 DKK (0)
Ø price 30 days Ø volume 30 days (pcs.)	1,959.6774 DKK (0)
Ø price 100 days Ø volume 100 days (pcs.)	1,870.4028 DKK (0)
Ø price 250 days Ø volume 250 days (pcs.)	1,681.9787 DKK (0)
YTD High date	2,017.8984 DKK (2024/06/11)
YTD Low date	1,613.7766 DKK (2024/01/02)
52 Weeks High date	2,017.8984 DKK (2024/06/11)
52 Weeks Low date	1,439.9063 DKK (2023/07/12)

Composition

Name  ISIN	Price	Diff %  Diff +/-	Performance 	Date Time	Turnover Pc.  Turnover Money 
A.P. MOLLER-MAERSK A/S CL... DK0010244425	11,460.00	0.26% 30.00		24/06/24 17:20:00	3,776 42,982,375.00
A.P. MOLLER-MAERSK B DK0010244508	11,690.00	2.36% 270.00		24/06/24 17:20:00	15,691 182,290,849.00
AALBORG BOLDSPILKLUB A/S DK0060868966	43.80	0.00% 0.00		24/06/24 17:20:00	486 21,113.80
AGAT EJENDOMME A/S DK0010258995	1.59	-0.63% -0.01		24/06/24 17:20:00	108,940 163,400.53
AGF A/S CLASS B DK0010263722	0.61	-1.61% -0.01		24/06/24 17:20:00	221,450 135,986.18
ALK-ABELLÓ B A/S DK0061802139	157.20	8.34% 12.10		24/06/24 17:20:00	687,653 106,170,466.00
ALM BRAND A/S DK0015250344	14.12	0.86% 0.12		24/06/24 17:20:00	1,409,027 19,855,738.28
AMBU A/S DK0060946788	137.75	0.80% 1.10		24/06/24 17:20:00	204,263 28,114,945.45
AQUAPORIN A/S DKK1 DK0061555109	18.35	10.54% 1.75		24/06/24 17:20:00	57,213 1,041,305.15
ASETEK A/S DK0060477263	2.58	-2.64% -0.07		24/06/24 17:20:00	286,648 754,090.79
ATLANTIC PETROLEUM P/F FO000A0DN9X4	2.67	-0.74% -0.02		24/06/24 17:20:00	476 1,259.24
BANG & OLUFSEN A/S DK0010218429	10.08	1.00% 0.10		24/06/24 17:20:00	130,612 1,303,868.79
BANKNORDIK P/F FO0000000088	152.00	1.33% 2.00		24/06/24 17:20:00	1,750 265,678.50
BAVARIAN NORDIC A/S DK0015998017	157.00	0.83% 1.30		24/06/24 17:20:00	292,471 45,839,123.95
BETTER COLLECTIVE A/S EUR... DK0060952240	150.60	0.67% 1.00		24/06/24 17:20:00	31,806 4,750,895.00
BIOPORTO A/S DK0011048619	2.05	-1.91% -0.04		24/06/24 17:20:00	2,353,805 4,738,913.90
BOOZT AB SE0009888738	84.20	1.20% 1.00		24/06/24 17:20:00	32,047 2,660,510.35
BRD. KLEE B A/S DK0010129089	3,740.00	-1.06% -40.00		24/06/21 17:20:00	11 41,260.00
BROEDRENE A&O JOHANSEN PR... DK0061686714	78.10	5.97% 4.40		24/06/24 17:20:00	48,800 3,748,372.50
BRØNDBYERNES IF FODBOLD A... DK0010247956	0.622	1.30% 0.01		24/06/24 17:20:00	299,202 185,461.94
CARLSBERG A A/S DK0010181676	1,130.00	0.00% 0.00		24/06/24 17:20:00	549 611,470.00
CARLSBERG A/S SER. 'B' DK0010181759	859.20	0.07% 0.60		24/06/24 17:20:00	487,699 416,724,600.90
CBRAIN A/S DK0060030286	247.50	0.00% 0.00		24/06/24 17:20:00	18,467 4,540,611.50

CEMAT A/S DK0010271584	0.90	-1.75% -0.02		24/06/24 17:20:00	58,210 51,145.76
CHEMOMETEC A/S DK0060055861	307.00	1.99% 6.00	█	24/06/24 17:20:00	61,282 18,706,826.90
COLOPLAST A/S SER. B DK0060448595	848.60	0.40% 3.40		24/06/24 17:20:00	162,862 138,063,252.20
COLUMBUS A/S DK0010268366	9.46	-1.46% -0.14		24/06/24 17:20:00	85,863 813,377.86
COPENHAGEN CAPITAL A/S DK0060093607	4.96	-2.75% -0.14		24/06/24 17:20:00	17,868 89,259.94
DAMPSKIBSSELSKABET NORDEN... DK0060083210	301.20	2.31% 6.80	█	24/06/24 17:20:00	91,120 27,321,528.00
DANSKE ANDELSKASSERS BANK... DK0060299063	12.20	-1.21% -0.15		24/06/24 17:20:00	6,160 74,685.50
DANSKE BANK A/S DK0010274414	209.90	2.24% 4.60	█	24/06/24 17:20:00	1,216,332 253,860,355.25
DANTAX A/S DK0015205637	444.00	-3.06% -14.00		24/06/24 17:20:00	123 54,832.00
DEMANT A/S DK0060738599	313.00	2.49% 7.60	█	24/06/24 17:20:00	230,702 71,750,975.60
DET OESTASIATISKE KOMPAGN... DK0061277894	10,800.00	0.00% 0.00		24/06/19 17:20:00	4 42,300.00
DFDS A/S DK0060655629	201.80	1.77% 3.50	█	24/06/24 17:20:00	92,061 18,398,204.60
DJURSLANDS BANK A/S DK0060136273	520.00	0.00% 0.00		24/06/24 17:20:00	254 132,790.00
DSV A/S DK0060079531	1,074.00	1.42% 15.00	█	24/06/24 17:20:00	186,822 199,928,732.75
EMBLA MEDICAL HF IS0000000040	28.20	2.92% 0.80	█	24/06/24 17:20:00	14,589 407,366.60
ENNOGIE SOLAR GROUP A/S DK0010305077	9.88	3.78% 0.36	█	24/06/24 17:20:00	7,915 75,539.56
FAST EJENDOM DANMARK A/S DK0060522746	111.00	-0.89% -1.00		24/06/24 17:20:00	300 32,718.00
FIRSTFARMS A/S DK0060056166	79.00	0.51% 0.40		24/06/24 17:20:00	5,230 413,180.40
FLSMIDTH & CO. A/S DK0010234467	373.40	1.52% 5.60	█	24/06/24 17:20:00	77,300 28,724,691.40
FLUGGER GROUP A/S SER. B DK0010218189	350.00	-0.57% -2.00		24/06/24 17:20:00	188 65,904.00
FYNDSKE BANK A/S DK0060520377	164.00	0.00% 0.00		24/06/24 17:20:00	248 39,899.00
GABRIEL HOLDING A/S DK0060124691	266.00	0.00% 0.00		24/06/24 17:20:00	340 90,440.00
GENMAB A/S DK0010272202	1,805.00	-0.06% -1.00		24/06/24 17:20:00	147,436 266,511,656.00
GERMAN HIGH STREET PROPER... DK0060093524	105.00	0.00% 0.00		24/06/12 17:20:00	1 105.00
GLUNZ & JENSEN HOLDING A/... DK0010249309	69.00	-2.82% -2.00		24/06/24 17:20:00	161 11,109.00
GN STORE NORD A/S DK0010272632	202.40	-1.12% -2.30		24/06/24 17:20:00	434,243 88,173,356.80
GREEN HYDROGEN SYSTEMS A/... DK0061540341	9.01	-0.06% -0.01		24/06/24 17:20:00	117,714 1,058,517.92
GREENMOBILITY A/S	28.00	0.00%		24/06/24	1,242

DK0060817898		0.00		17:20:00	34,934.80
GRØNLANDSBANKEN A/S DK0010230630	660.00	2.33% 15.00		24/06/24 17:20:00	136 89,260.00
GUBRA A/S DKK1 DK0062266474	470.00	-3.09% -15.00		24/06/24 17:20:00	92,618 44,622,371.50
GYLDENDAL A A/S DK0010247527	1,340.00	1.52% 20.00		24/06/20 17:20:00	13 17,420.00
GYLDENDAL B A/S DK0010247600	322.00	-1.23% -4.00		24/06/24 17:20:00	36 11,662.00
H+H INTERNATIONAL A/S DK0015202451	100.20	0.70% 0.70		24/06/24 17:20:00	27,900 2,762,481.70
H. LUNDBECK A/S SER. A DK0061804697	33.35	0.00% 0.00		24/06/24 17:20:00	65,646 2,186,728.55
H. LUNDBECK A/S SER. B DK0061804770	38.28	-1.09% -0.42		24/06/24 17:20:00	427,952 16,481,736.88
HARBOES BRYGGERI B A/S DK0060014751	168.50	-0.59% -1.00		24/06/24 17:20:00	18,151 3,101,156.00
HUSCOMPAGNIET A/S DKK5 DK0061412855	57.00	-1.72% -1.00		24/06/24 17:20:00	16,318 930,750.40
HVIDBJERG BANK A/S DK0060135978	116.00	-0.85% -1.00		24/06/24 17:20:00	1,050 121,800.00
ISS A/S DK0060542181	129.00	1.02% 1.30		24/06/24 17:20:00	296,047 38,114,181.05
JEUDAN A/S DK0061282464	216.00	0.93% 2.00		24/06/24 17:20:00	1,634 349,576.00
JYSKE BANK A/S DK0010307958	583.00	2.37% 13.50		24/06/24 17:20:00	155,105 89,793,430.00
KREDITBANKEN A/S DK0010253764	4,920.00	-1.20% -60.00		24/06/24 17:20:00	15 73,920.00
KØBENHAVNS LUFTHAVNE A/S DK0010201102	4,380.00	0.23% 10.00		24/06/24 17:20:00	57 249,070.00
LOLLANDS BANK A/S DK0060000107	575.00	0.88% 5.00		24/06/24 17:20:00	994 566,945.00
LUXOR B A/S DK0010213628	530.00	0.00% 0.00		24/06/21 17:20:00	14 7,360.00
LÅN OG SPAR BANK A/S DK0010201532	720.00	0.70% 5.00		24/06/24 17:20:00	79 56,815.00
MATAS A/S DK0060497295	120.20	1.35% 1.60		24/06/24 17:20:00	60,643 7,275,816.30
MT HOJGAARD HOLDING A/S C... DK0010255975	182.50	0.83% 1.50		24/06/24 17:20:00	5,308 954,927.50
MØNS BANK A/S DK0060133841	236.00	-0.84% -2.00		24/06/24 17:20:00	1,296 306,982.00
NETCOMPANY GROUP A/S DK0060952919	317.00	-0.06% -0.20		24/06/24 17:20:00	118,149 37,525,263.90
NEWCAP HOLDING A/S DK0010212570	0.18	0.00% 0.00		24/06/24 17:20:00	2,960 522.58
NILFISK HOLDING A/S DKK20 DK0060907293	144.60	1.54% 2.20		24/06/24 17:20:00	19,731 2,825,504.60
NKT A/S DK0010287663	602.00	2.38% 14.00		24/06/24 17:20:00	270,931 164,097,986.50
NNIT A/S DKK10 DK0060580512	111.20	-1.59% -1.80		24/06/24 17:20:00	7,041 781,401.80
NOBLE CORPORATION PLC COM... GB00BMXNWH07	313.00	0.97% 3.00		24/06/24 17:20:00	3,230 1,005,356.00

NORDEA BANK ABP FI4000297767	85.08	1.92% 1.60		24/06/24 17:20:00	790,528 66,775,281.20
NORDFYNS BANK A/S DK0061295441	340.00	0.00% 0.00		24/06/24 17:20:00	531 180,672.00
NORTH MEDIA A/S DK0010270347	57.80	-2.69% -1.60		24/06/24 17:20:00	15,201 878,806.60
NOVO-NORDISK AS B DK0062498333	988.40	0.05% 0.50		24/06/24 17:20:00	1,647,250 1,627,353,795.00
NOVONESIS A/S SER. B DK0060336014	432.50	-1.28% -5.60		24/06/24 17:20:00	651,038 282,326,412.90
NTG NORDIC TRANSPORT GROU... DK0061141215	300.00	-0.33% -1.00		24/06/24 17:20:00	10,574 3,181,923.00
NTR HOLDING B A/S DK0010027671	3.64	-9.00% -0.36		24/06/24 17:20:00	780 2,839.20
OERSTED A/S DK0060094928	395.00	1.00% 3.90		24/06/24 17:20:00	297,449 117,242,941.85
ORPHAZYME A/S DK0062502894	983.30	-0.15% -1.50		24/06/24 17:20:00	19 17,625.40
PANDORA A/S DK0060252690	1,067.00	0.23% 2.50		24/06/24 17:20:00	117,836 125,806,636.00
PARK STREET A/S 'A' DK0010158500	10.10	1.00% 0.10		24/06/21 17:20:00	440 4,444.00
PARKEN SPORT & ENTERTAINM... DK0010237643	111.00	-0.45% -0.50		24/06/24 17:20:00	3,150 350,483.50
PENNEO A/S DKK0.02 DK0061283009	7.84	2.89% 0.22		24/06/24 17:20:00	29,204 228,463.66
PER AARSLEFF HOLDING B A/... DK0060700516	389.00	1.04% 4.00		24/06/24 17:20:00	27,669 10,666,903.00
PHARMA EQUITY GROUP A/S '... DK0061155009	0.242	1.68% 0.00		24/06/24 17:20:00	1,974,559 485,551.60
PRIME OFFICE A/S DK0060137594	182.00	-0.55% -1.00		24/06/20 17:20:00	189 35,382.00
RIAS B A/S DK0010125848	645.00	-0.77% -5.00		24/06/24 17:20:00	22 14,165.00
RINGKJØBING LANDBOBANK A/... DK0060854669	1,196.00	0.42% 5.00		24/06/24 17:20:00	33,483 39,874,223.50
ROBLON B A/S DK0060485019	81.00	0.00% 0.00		24/06/24 17:20:00	1,390 112,868.50
ROCKWOOL A/S SER. 'A' DK0010219070	2,745.00	0.37% 10.00		24/06/24 17:20:00	3,798 10,405,215.00
ROCKWOOL A/S SER. 'B' DK0010219153	2,766.00	0.29% 8.00		24/06/24 17:20:00	26,479 73,087,050.00
ROVSING A/S DK0061152170	35.40	1.14% 0.40		24/06/24 17:20:00	381 13,590.20