

OMX COPENHAGEN_PI

ISIN: **DK0060488385** WKN: -

Overview

2024/06/07 17:05:00

Price

2,007.4528

DKK

Difference ▲ 0.65% (12.88)

General attributes

ISIN DK0060488385

Symbol -

Country Denmark

Instruments in index 128

Type of index Price Index

Security type Index

Market data

Open 1,994.6377 DKK

High 2,013.4562 DKK

Low 1,991.3816 DKK

Close (prev. day) 1,994.5776 DKK

Trading volume (m) -

Volume (pcs) -

Top 5

Name ↕	Price	+ - (%)	Trend ↕
STRATEGIC ...	1.22	+7.96 ▲	▲
ATLANTIC P...	2.83	+7.60 ▲	▲
SILKEBORG ...	26.40	+6.45 ▲	▲
HARBOES BR...	161.50	+5.56 ▲	▲
GYLDENDAL	1,210.00	+5.22 ▲	▲
...			

Intraday 1w 1m 6m 1y 3y

Flop 5

Name ↕	Price	+ - (%) ↕	Trend ↕
NTR HOLDIN...	3.80	-5.00 ▼	▼
ORPHAZYME ...	955.10	-4.45 ▼	▼
PHARMA EQU...	0.257	-3.75 ▼	▼
SCANDINAVI...	3.28	-3.53 ▼	▼



Information about previous performance does not guarantee future performance.
Source: FactSet

Recent research

on market		
Date	Headline	Download
2024/06/06	🇺🇰 North Macedonia Growth still appears under press...	⬇
2024/06/04	🇺🇰 Montenegro Growth to moderate after exceptional ...	⬇
2024/05/29	🇺🇰 Global Equity Ratings	⬇
2024/05/29	🇩🇪 Aktienempfehlungen Global	⬇
2024/05/08	🇩🇪 Marktkommentar	⬇

NORTH MEDI... 57.20 -3.38 

Intraday 1w 1m 6m 1y 3y

Futures and Options

Related Futures -

Related Options -

Details

2024/06/07 17:05:00

Price

2,007.4528

DKK

Difference



0.65% (12.88)

General attributes

ISIN	DK0060488385
Symbol	-
Country	Denmark
Security type	Index
Instruments in index	128

Market data

Open	1,994.6377 DKK
High	2,013.4562 DKK
Low	1,991.3816 DKK
Close (prev. day)	1,994.5776 DKK
Trading volume (m)	-
Volume (pcs)	-

Performance and Risk

	6m	1y	3y
Perf (%)	+29.44%	+33.10%	+52.58%
Perf (abs.)	+456.63	+499.24	+691.77
Beta	-	-	-
Volatility	16.01	17.36	18.63
























Information about previous performance does not guarantee future performance.
Source: FactSet

Price data

Ø price 5 days Ø volume 5 days (pcs.)	1,969.8997 DKK (0)
Ø price 30 days Ø volume 30 days (pcs.)	1,902.5929 DKK (0)
Ø price 100 days Ø volume 100 days (pcs.)	1,834.3928 DKK (0)
Ø price 250 days Ø volume 250 days (pcs.)	1,659.9499 DKK (0)
YTD High date	2,013.4562 DKK (2024/06/07)
YTD Low date	1,613.7766 DKK (2024/01/02)
52 Weeks High date	2,013.4562 DKK (2024/06/07)
52 Weeks Low date	1,439.9063 DKK (2023/07/12)

Composition

Name  ISIN	Price	Diff %  Diff +/-	Performance 	Date Time	Turnover Pc.  Turnover Money 
A.P. MOLLER-MAERSK A/S CL... DK0010244425	11,850.00	0.59% 70.00		24/06/07 16:59:57	2,217 26,193,900.00
A.P. MOLLER-MAERSK B DK0010244508	12,175.00	1.37% 165.00		24/06/07 16:59:49	24,325 295,365,201.85
AALBORG BOLDSPILKLUB A/S DK0060868966	44.00	2.33% 1.00		24/06/07 14:07:50	83 3,579.00
AGAT EJENDOMME A/S DK0010258995	1.64	2.50% 0.04		24/06/07 16:59:58	8,358 13,289.88
AGF A/S CLASS B DK0010263722	0.622	1.63% 0.01		24/06/07 16:31:53	631,738 379,662.58
ALK-ABELLÓ B A/S DK0061802139	143.70	1.55% 2.20		24/06/07 16:59:46	296,538 42,459,308.80
ALM BRAND A/S DK0015250344	13.93	-0.64% -0.09		24/06/07 16:59:49	958,051 13,380,978.51
AMBU A/S DK0060946788	136.85	0.26% 0.35		24/06/07 16:59:41	437,852 59,559,485.60
AQUAPORIN A/S DKK1 DK0061555109	17.45	0.00% 0.00		24/06/07 16:59:40	11,059 191,188.90
ASETEK A/S DK0060477263	4.95	-0.60% -0.03		24/06/07 16:59:46	200,008 1,009,615.54
ATLANTIC PETROLEUM P/F FO000A0DN9X4	2.83	7.60% 0.20		24/06/07 16:59:36	728 2,007.01
BANG & OLUFSEN A/S DK0010218429	10.34	1.57% 0.16		24/06/07 16:59:36	89,354 905,213.70
BANKNORDIK P/F FO0000000088	151.00	0.33% 0.50		24/06/07 15:57:07	6,960 1,046,035.00
BAVARIAN NORDIC A/S DK0015998017	180.75	-0.85% -1.55		24/06/07 16:59:58	159,455 28,878,616.71
BETTER COLLECTIVE A/S EUR... DK0060952240	150.80	0.53% 0.80		24/06/07 16:59:58	83,423 12,555,948.80
BIOPORTO A/S DK0011048619	1.656	0.98% 0.02		24/06/07 16:53:23	375,743 616,634.78
BOOZT AB SE0009888738	87.30	-1.13% -1.00		24/06/07 16:59:47	89,024 7,846,854.10
BRD. KLEE B A/S DK0010129089	3,940.00	-9.22% -400.00		24/05/27 14:03:24	1 3,940.00
BROEDRENE A&O JOHANSEN PR... DK0061686714	74.40	-0.80% -0.60		24/06/07 16:59:36	26,704 2,005,926.15
BRØNDBYERNES IF FODBOLD A... DK0010247956	0.614	-1.29% -0.01		24/06/07 16:51:50	344,183 214,623.97
CARLSBERG A A/S DK0010181676	1,120.00	-0.44% -5.00		24/06/07 16:54:55	140 157,192.50
CARLSBERG A/S SER. 'B' DK0010181759	969.40	-0.12% -1.20		24/06/07 16:59:38	169,018 163,266,180.98
CBRAIN A/S DK0060030286	297.50	-3.09% -9.50		24/06/07 16:59:47	25,769 7,768,763.25

CEMAT A/S DK0010271584	0.942	0.86% 0.01		24/06/07 16:59:42	138,654 127,221.41
CHEMOMETEC A/S DK0060055861	332.00	-0.12% -0.40		24/06/07 16:59:34	40,671 13,509,895.60
COLOPLAST A/S SER. B DK0060448595	840.80	1.35% 11.20		24/06/07 16:59:36	280,671 235,444,304.20
COLUMBUS A/S DK0010268366	9.82	-2.77% -0.28		24/06/07 16:59:41	123,259 1,187,790.34
COPENHAGEN CAPITAL A/S DK0060093607	5.20	-1.89% -0.10		24/06/07 14:10:06	3,282 17,351.40
DAMPSKIBSSELSKABET NORDEN... DK0060083210	323.40	-0.68% -2.20		24/06/07 16:59:50	125,464 40,495,090.30
DANSKE ANDELSKASSERS BANK... DK0060299063	12.10	0.00% 0.00		24/06/07 16:43:14	14,236 171,411.30
DANSKE BANK A/S DK0010274414	210.70	0.48% 1.00		24/06/07 16:59:45	1,354,887 284,893,152.65
DANTAX A/S DK0015205637	456.00	0.00% 0.00		24/06/07 09:00:03	4 1,824.00
DEMANT A/S DK0060738599	334.00	0.54% 1.80		24/06/07 16:59:51	134,350 44,915,214.20
DFDS A/S DK0060655629	212.80	-0.47% -1.00		24/06/07 16:59:55	90,681 19,331,906.62
DJURSLANDS BANK A/S DK0060136273	520.00	0.97% 5.00		24/06/07 16:12:57	128 64,795.00
DSV A/S DK0060079531	1,109.50	0.59% 6.50		24/06/07 16:59:49	399,278 442,500,223.75
EAC INVEST A/S DK0061277894	10,800.00	0.00% 0.00		24/06/06 09:05:23	4 42,900.00
EMBLA MEDICAL HF IS0000000040	26.40	-2.22% -0.60		24/06/07 16:59:37	34,890 933,813.80
ENNOGIE SOLAR GROUP A/S DK0010305077	9.72	-2.61% -0.26		24/06/07 16:43:26	9,605 95,835.18
FAST EJENDOM DANMARK A/S DK0060522746	115.00	1.77% 2.00		24/06/07 16:15:06	151 17,290.00
FIRSTFARMS A/S DK0060056166	79.40	1.02% 0.80		24/06/07 13:37:19	559 44,111.80
FLSMIDTH & CO. A/S DK0010234467	381.60	-0.37% -1.40		24/06/07 16:59:40	110,219 41,319,662.80
FLUGGER GROUP A/S SER. B DK0010218189	362.00	0.00% 0.00		24/06/07 16:36:45	167 60,376.00
FYNSKE BANK A/S DK0060520377	153.00	-0.65% -1.00		24/06/07 16:59:56	2,004 310,240.00
GABRIEL HOLDING A/S DK0060124691	272.00	0.00% 0.00		24/06/07 13:31:57	101 27,342.00
GENMAB A/S DK0010272202	1,930.00	-0.54% -10.50		24/06/07 16:59:39	143,556 276,472,288.75
GERMAN HIGH STREET PROPER... DK0060093524	105.00	0.00% 0.00		24/05/08 09:00:02	1 105.00
GLUNZ & JENSEN HOLDING A/... DK0010249309	70.50	0.00% 0.00		24/06/07 12:14:39	12 846.00
GN STORE NORD A/S DK0010272632	221.80	-1.07% -2.40		24/06/07 16:59:32	311,153 69,213,953.20
GREEN HYDROGEN SYSTEMS A/... DK0061540341	10.24	1.39% 0.14		24/06/07 16:59:54	379,446 3,857,890.32
GREENMOBILITY A/S	32.60	1.24%		24/06/07	748

DK0060817898		0.40		16:17:23	24,003.40
GRØNLANDSBANKEN A/S DK0010230630	650.00	0.78% 5.00		24/06/07 16:49:15	182 117,945.00
GUBRA A/S DKK1 DK0062266474	356.00	2.01% 7.00		24/06/07 16:59:30	71,524 25,740,082.00
GYLDENDAL A A/S DK0010247527	1,210.00	5.22% 60.00		24/06/07 16:45:00	5 6,050.00
GYLDENDAL B A/S DK0010247600	336.00	-1.75% -6.00		24/06/07 15:50:20	61 20,496.00
H+H INTERNATIONAL A/S DK0015202451	109.40	0.92% 1.00		24/06/07 16:59:32	30,383 3,341,129.40
H. LUNDBECK A/S SER. A DK0061804697	32.40	-0.46% -0.15		24/06/07 16:59:38	24,994 807,157.65
H. LUNDBECK A/S SER. B DK0061804770	36.92	0.33% 0.12		24/06/07 16:59:45	371,465 13,583,679.21
HARBOES BRYGGERI B A/S DK0060014751	161.50	5.56% 8.50		24/06/07 16:59:40	22,694 3,584,502.50
HUSCOMPAGNIET A/S DKK5 DK0061412855	63.00	0.64% 0.40		24/06/07 16:59:52	17,175 1,068,218.40
HVIDBJERG BANK A/S DK0060135978	117.00	1.74% 2.00		24/06/07 15:25:33	601 69,601.00
ISS A/S DK0060542181	132.00	-1.93% -2.60		24/06/07 16:59:42	651,896 87,191,889.15
JEUDAN A/S DK0061282464	219.00	0.92% 2.00		24/06/07 16:59:44	2,146 465,220.00
JYSKE BANK A/S DK0010307958	548.50	-0.27% -1.50		24/06/07 16:59:30	148,102 81,178,680.75
KREDITBANKEN A/S DK0010253764	4,900.00	-2.00% -100.00		24/06/07 13:42:09	16 78,640.00
KØBENHAVNS LUFTHAVNE A/S DK0010201102	4,670.00	-0.43% -20.00		24/06/07 16:59:47	74 341,000.00
LOLLANDS BANK A/S DK0060000107	590.00	0.85% 5.00		24/06/07 09:16:09	201 118,095.00
LUXOR B A/S DK0010213628	530.00	0.00% 0.00		24/06/07 09:00:04	2 1,060.00
LÅN OG SPAR BANK A/S DK0010201532	720.00	0.70% 5.00		24/06/07 16:59:46	34 24,480.00
MATAS A/S DK0060497295	115.80	-0.69% -0.80		24/06/07 16:59:33	46,400 5,374,212.80
MT HOJGAARD HOLDING A/S C... DK0010255975	190.50	-1.30% -2.50		24/06/07 16:59:32	4,061 778,976.50
MØNS BANK A/S DK0060133841	240.00	1.69% 4.00		24/06/07 16:13:40	3,328 788,924.00
NETCOMPANY GROUP A/S DK0060952919	316.40	0.96% 3.00		24/06/07 16:59:39	145,571 46,129,602.40
NEWCAP HOLDING A/S DK0010212570	0.177	0.00% 0.00		24/06/07 15:03:30	329,859 58,834.73
NILFISK HOLDING A/S DKK20 DK0060907293	155.00	1.71% 2.60		24/06/07 16:59:44	9,515 1,467,870.40
NKT A/S DK0010287663	574.50	-0.86% -5.00		24/06/07 16:59:46	120,732 69,482,582.50
NNIT A/S DKK10 DK0060580512	108.80	-1.98% -2.20		24/06/07 16:59:31	8,922 975,437.60
NOBLE CORPORATION PLC COM... GB00BMXNWH07	299.50	4.17% 12.00		24/06/07 16:59:38	7,429 2,179,739.00

NORDEA BANK ABP FI4000297767	84.24	-0.54% -0.46		24/06/07 16:59:31	383,280 32,173,832.74
NORDFYNS BANK A/S DK0061295441	344.00	0.58% 2.00		24/06/07 16:59:59	548 186,714.00
NORTH MEDIA A/S DK0010270347	57.20	-3.38% -2.00		24/06/07 16:59:44	11,380 642,002.20
NOVO-NORDISK AS B DK0062498333	984.00	1.10% 10.70		24/06/07 16:59:35	2,457,952 2,411,207,835.85
NOVONESIS A/S SER. B DK0060336014	422.00	0.50% 2.10		24/06/07 16:59:46	412,361 174,191,692.11
NTG NORDIC TRANSPORT GROU... DK0061141215	314.50	3.11% 9.50		24/06/07 16:59:38	22,915 7,080,991.50
NTR HOLDING B A/S DK0010027671	3.80	-5.00% -0.20		24/06/07 16:47:50	611 2,290.86
OERSTED A/S DK0060094928	397.40	-0.35% -1.40		24/06/07 16:59:40	789,822 313,225,367.65
ORPHAZYME A/S DK0062502894	955.10	-4.45% -44.50		24/06/07 16:47:31	8 7,730.20
PANDORA A/S DK0060252690	1,118.50	2.19% 24.00		24/06/07 16:59:58	142,725 158,267,953.75
PARK STREET A/S 'A' DK0010158500	10.40	0.00% 0.00		24/06/07 16:54:45	39 405.60
PARKEN SPORT & ENTERTAINM... DK0010237643	112.00	0.00% 0.00		24/06/07 16:54:54	4,735 529,554.00
PENNEO A/S DKK0.02 DK0061283009	7.94	-1.49% -0.12		24/06/07 16:29:40	48,445 385,199.20
PER AARSLEFF HOLDING B A/... DK0060700516	378.00	0.67% 2.50		24/06/07 16:59:47	15,167 5,718,389.00
PHARMA EQUITY GROUP A/S '... DK0061155009	0.257	-3.75% -0.01		24/06/07 15:41:23	325,707 83,553.33
PRIME OFFICE A/S DK0060137594	182.00	-1.62% -3.00		24/06/07 14:24:57	100 18,200.00
RIAS B A/S DK0010125848	655.00	0.00% 0.00		24/06/07 16:00:08	180 117,900.00
RINGKJØBING LANDBOBANK A/... DK0060854669	1,164.00	-2.18% -26.00		24/06/07 16:59:54	33,120 38,553,376.00
ROBLON B A/S DK0060485019	81.00	0.62% 0.50		24/06/07 16:01:36	652 53,762.00
ROCKWOOL A/S SER. 'A' DK0010219070	2,805.00	-0.88% -25.00		24/06/07 16:59:40	1,376 3,875,860.00
ROCKWOOL A/S SER. 'B' DK0010219153	2,832.00	-1.39% -40.00		24/06/07 16:59:35	30,375 86,284,640.00
ROVSING A/S DK0061152170	35.00	0.00% 0.00		24/06/07 13:32:31	57 1,995.00