

OMX COPENHAGEN_PI

ISIN: **DK0060488385** WKN: -

Overview

2024/05/13 17:05:00	
Price	1,909.4667 DKK
Difference	↗ 2.13% (39.79)
General attributes	
ISIN	DK0060488385
Symbol	-
Country	Denmark
Instruments in index	123
Type of index	Price Index
Security type	Index
Market data	
Open	1,892.8157 DKK
High	1,909.4944 DKK
Low	1,888.6647 DKK
Close (prev. day)	1,869.6719 DKK
Trading volume (m)	-
Volume (pcs)	-



Information about previous performance does not guarantee future performance.
Source: FactSet

Top 5

Name	Price	+ - (%)	Trend
BIOPORTO A...	1.90	+16.71	↗
BRD. KLEE ...	4,340.00	+11.28	↗
HARBOES BR...	145.00	+8.21	↗
A.P. MOLLE...	10,980.00	+8.07	↗
TRIFORK GR...	126.20	+7.86	↗

Intraday 1w 1m 6m 1y 3y


Flop 5

Name	Price	+ - (%)	Trend
AALBORG BO...	42.80	-12.30	↘
BRØNDBYERN...	0.63	-11.52	↘
PRIME OFFI...	174.00	-8.42	↘

Recent research

on market		
Date	Headline	Download
2024/05/08	Marktkommentar	
2024/04/26	Global Equity Ratings	
2024/04/26	Aktienempfehlungen Global	
2024/04/03	Global Equity Ratings	
2024/04/03	Aktienempfehlungen Global	

ZEALAND PH... 618.50 -5.93 

AGF A/S CL... 0.63 -5.12 

Intraday 1w 1m 6m 1y 3y

Futures and Options

Related Futures -

Related Options -

Details

2024/05/13 17:05:00

Price

1,909.4667

DKK

Difference



2.13% (39.79)

General attributes

ISIN DK0060488385

Symbol -

Country Denmark

Security type Index

Instruments in index 123

Market data

Open 1,892.8157 DKK

High 1,909.4944 DKK

Low 1,888.6647 DKK

Close (prev. day) 1,869.6719 DKK

Trading volume (m) -

Volume (pcs) -

Performance and Risk

	6m	1y	3y
Perf (%)	+24.10%	+21.80%	+52.32%
Perf (abs.)	+370.86	+341.74	+655.85
Beta	-	-	-
Volatility	16.04	17.67	18.63



Information about previous performance does not guarantee future performance.
Source: FactSet

Price data














Ø price 5 days Ø volume 5 days (pcs.)	1,866.7233 DKK (0)
Ø price 30 days Ø volume 30 days (pcs.)	1,844.0348 DKK (0)
Ø price 100 days Ø volume 100 days (pcs.)	1,782.3510 DKK (0)
Ø price 250 days Ø volume 250 days (pcs.)	1,631.4643 DKK (0)
YTD High date	1,919.2917 DKK (2024/03/07)
YTD Low date	1,613.7766 DKK (2024/01/02)
52 Weeks High date	1,919.2917 DKK (2024/03/07)
52 Weeks Low date	1,439.9063 DKK (2023/07/12)

Composition

Name ISIN	Price	Diff % Diff +/-	Performance	Date Time	Turnover Pc. Turnover Money
A.P. MOLLER-MAERSK A/S CL... DK0010244425	10,980.00	8.07% 820.00		24/05/13 16:59:39	12,521 137,006,075.00
A.P. MOLLER-MAERSK B DK0010244508	11,240.00	7.71% 805.00		24/05/13 16:59:33	76,820 863,324,950.00
AALBORG BOLDSPILKLUB A/S DK0060868966	42.80	-12.30% -6.00		24/05/13 16:59:31	1,458 64,485.20
AGAT EJENDOMME A/S DK0010258995	1.60	-3.03% -0.05		24/05/13 14:54:34	52,892 84,865.30
AGF A/S CLASS B DK0010263722	0.63	-5.12% -0.03		24/05/13 16:54:15	337,305 210,935.67
ALK-ABELLÓ B A/S DK0061802139	153.30	0.00% 0.00		24/05/13 16:59:30	420,959 64,075,668.65
ALM BRAND A/S DK0015250344	13.32	0.08% 0.01		24/05/13 16:59:30	1,676,549 22,268,708.28
AMBU A/S DK0060946788	122.20	2.22% 2.65		24/05/13 16:59:54	653,346 78,584,023.50
AQUAPORIN A/S DKK1 DK0061555109	13.50	1.50% 0.20		24/05/13 16:49:24	13,969 189,196.50
ATLANTIC PETROLEUM P/F FO000A0DN9X4	2.62	-1.87% -0.05		24/05/13 12:08:15	14,721 38,900.61
BANG & OLUFSEN A/S DK0010218429	10.10	-0.39% -0.04		24/05/13 16:59:35	45,630 461,008.24
BANKNORDIK P/F FO0000000088	149.50	0.67% 1.00		24/05/13 16:59:43	6,560 982,425.00
BAVARIAN NORDIC A/S DK0015998017	165.70	1.72% 2.80		24/05/13 16:59:39	671,760 110,273,862.31
BIOPORTO A/S DK0011048619	1.90	16.71% 0.27		24/05/13 16:59:52	2,383,444 4,267,578.94
BOOZT AB SE0009888738	84.50	0.24% 0.20		24/05/13 16:59:33	9,883 828,838.15
BRD. KLEE B A/S DK0010129089	4,340.00	11.28% 440.00		24/05/13 14:30:19	12 50,480.00
BRØNDBYERNES IF FODBOLD A... DK0010247956	0.63	-11.52% -0.08		24/05/13 16:59:50	1,645,139 1,027,397.84
CARLSBERG A A/S DK0010181676	1,160.00	-1.69% -20.00		24/05/13 16:48:26	595 700,925.00
CARLSBERG A/S SER. 'B' DK0010181759	968.20	1.25% 12.00		24/05/13 16:59:55	190,098 183,774,151.80
CBRAIN A/S DK0060030286	295.00	2.79% 8.00		24/05/13 16:59:32	16,612 4,866,117.00
CEMAT A/S DK0010271584	0.89	-0.67% -0.01		24/05/13 16:59:32	214,447 188,543.75
CHEMOMETEC A/S DK0060055861	328.00	4.86% 15.20		24/05/13 16:59:52	175,621 55,700,049.90
COLOPLAST A/S SER. B DK0060448595	844.00	-0.14% -1.20		24/05/13 16:59:46	273,778 231,341,605.80

COLUMBUS A/S DK0010268366	10.40	1.46% 0.15		24/05/13 16:59:49	864,275 8,972,390.30
COPENHAGEN CAPITAL A/S DK0060093607	5.40	0.00% 0.00		24/05/13 10:03:59	178,763 965,370.20
DAMPSKIBSSELSKABET NORDEN... DK0060083210	321.80	5.51% 16.80		24/05/13 16:59:50	260,046 82,845,372.60
DANSKE ANDELKASSERS BANK... DK0060299063	12.05	-0.41% -0.05		24/05/13 15:52:14	7,087 85,285.65
DANSKE BANK A/S DK0010274414	193.50	1.44% 2.75		24/05/13 16:59:37	1,979,100 382,286,595.57
DANTAX A/S DK0015205637	426.00	2.40% 10.00		24/05/13 15:55:41	348 147,458.00
DEMANT A/S DK0060738599	321.60	0.37% 1.20		24/05/13 16:59:42	3,085,487 999,508,667.77
DFDS A/S DK0060655629	220.80	-1.34% -3.00		24/05/13 16:59:58	206,542 46,147,099.30
DJURSLANDS BANK A/S DK0060136273	520.00	0.00% 0.00		24/05/13 16:21:04	111 54,855.00
DSV A/S DK0060079531	1,039.00	2.01% 20.50		24/05/13 16:59:36	1,093,211 1,135,606,951.66
EAC INVEST A/S DK0061277894	10,900.00	0.00% 0.00		24/05/13 09:21:55	4 43,000.00
EMBLA MEDICAL HF IS0000000040	29.10	0.34% 0.10		24/05/13 16:59:48	28,310 817,836.00
FAST EJENDOM DANMARK A/S DK0060522746	115.00	1.77% 2.00		24/05/13 13:54:38	262 29,382.00
FIRSTFARMS A/S DK0060056166	77.40	-1.02% -0.80		24/05/13 13:21:03	2,177 168,928.00
FLSMIDTH & CO. A/S DK0010234467	378.80	4.24% 15.40		24/05/13 16:59:54	203,105 75,921,844.80
FLUGGER GROUP A/S SER. B DK0010218189	348.00	1.75% 6.00		24/05/13 16:47:18	840 290,856.00
FYNISKE BANK A/S DK0060520377	167.00	0.00% 0.00		24/05/13 10:14:29	767 128,049.00
GABRIEL HOLDING A/S DK0060124691	276.00	0.73% 2.00		24/05/13 15:43:09	336 87,212.00
GENMAB A/S DK0010272202	1,990.00	-0.65% -13.00		24/05/13 16:59:33	116,287 231,003,081.75
GERMAN HIGH STREET PROPER... DK0060093524	105.00	0.00% 0.00		24/05/08 09:00:02	1 105.00
GLUNZ & JENSEN HOLDING A/... DK0010249309	72.50	-2.68% -2.00		24/05/13 16:47:51	387 27,077.00
GN STORE NORD A/S DK0010272632	203.50	0.44% 0.90		24/05/13 16:59:41	698,798 141,202,714.40
GREEN HYDROGEN SYSTEMS A/... DK0061540341	8.125	0.87% 0.07		24/05/13 16:59:44	179,141 1,451,550.97
GREENMOBILITY A/S DK0060817898	30.00	-2.28% -0.70		24/05/13 15:13:25	1,810 53,835.90
GRØNLANDSBANKEN A/S DK0010230630	650.00	0.00% 0.00		24/05/13 16:53:26	389 252,650.00
GYLDENDAL A A/S DK0010247527	1,220.00	0.00% 0.00		24/05/13 13:47:10	2 2,440.00
GYLDENDAL B A/S DK0010247600	336.00	2.44% 8.00		24/05/13 15:05:06	79 26,056.00
H+H INTERNATIONAL A/S	83.50	3.34%		24/05/13	65,095

DK0015202451		2.70		16:59:45	5,374,249.20
H. LUNDBECK A/S SER. A DK0061804697	30.25	2.54% 0.75		24/05/13 16:59:30	241,078 7,203,227.05
H. LUNDBECK A/S SER. B DK0061804770	35.16	1.68% 0.58		24/05/13 16:59:54	748,275 25,964,533.70
HARBOES BRYGGERI B A/S DK0060014751	145.00	8.21% 11.00		24/05/13 16:59:41	30,708 4,344,479.50
HUSCOMPAGNIET A/S DKK5 DK0061412855	52.40	-4.38% -2.40		24/05/13 17:02:40	10,361 574,569.40
HVIDBJERG BANK A/S DK0060135978	116.00	0.87% 1.00		24/05/08 14:33:08	654 75,864.00
ISS A/S DK0060542181	125.90	1.61% 2.00		24/05/13 16:59:34	605,024 76,168,854.85
JEUDAN A/S DK0061282464	203.00	1.00% 2.00		24/05/13 16:59:32	2,582 519,006.00
JYSKE BANK A/S DK0010307958	551.50	1.85% 10.00		24/05/13 16:59:43	190,102 103,222,808.25
KREDITBANKEN A/S DK0010253764	5,000.00	0.00% 0.00		24/05/13 15:10:13	40 199,600.00
KØBENHAVNS LUFTHAVNE A/S DK0010201102	4,810.00	-0.82% -40.00		24/05/13 16:37:01	150 734,060.00
LOLLANDS BANK A/S DK0060000107	580.00	0.00% 0.00		24/05/13 16:51:28	1,200 696,095.00
LUXOR B A/S DK0010213628	510.00	0.00% 0.00		24/05/13 13:55:38	11 5,610.00
LÅN OG SPAR BANK A/S DK0010201532	715.00	0.00% 0.00		24/05/13 14:27:59	147 104,520.00
MATAS A/S DK0060497295	118.20	1.37% 1.60		24/05/13 16:59:31	75,560 8,869,642.30
MT HOJGAARD HOLDING A/S C... DK0010255975	204.00	0.99% 2.00		24/05/13 16:59:52	14,082 2,875,751.00
MØNS BANK A/S DK0060133841	236.00	0.00% 0.00		24/05/13 16:43:23	3,432 800,194.00
NETCOMPANY GROUP A/S DK0060952919	301.40	-1.70% -5.20		24/05/13 16:59:32	186,517 56,745,096.80
NEWCAP HOLDING A/S DK0010212570	0.172	0.00% 0.00		24/05/08 10:04:42	224 38.53
NILFISK HOLDING A/S DKK20 DK0060907293	141.00	-1.26% -1.80		24/05/13 16:59:31	38,440 5,452,047.20
NKT A/S DK0010287663	596.00	6.52% 36.50		24/05/13 16:59:41	508,276 301,108,775.04
NNIT A/S DKK10 DK0060580512	116.00	4.32% 4.80		24/05/13 16:59:46	67,320 7,697,564.00
NOBLE CORPORATION PLC COM... GB00BMXNWH07	321.00	-1.08% -3.50		24/05/13 16:59:36	5,373 1,713,899.00
NORDEA BANK ABP FI4000297767	85.08	2.63% 2.18		24/05/13 16:59:34	960,864 81,102,327.84
NORDFYNS BANK A/S DK0061295441	350.00	0.00% 0.00		24/05/13 16:59:50	503 177,372.00
NORDIC SHIPHOLDING A/S DK0060083996	0.04	-% -		23/12/27 16:32:58	27,748 1,069.92
NORTH MEDIA A/S DK0010270347	60.40	-0.33% -0.20		24/05/13 16:59:32	28,949 1,752,241.40
NOVO-NORDISK AS B DK0062498333	909.90	3.02% 26.70		24/05/13 16:59:33	4,150,455 3,751,790,931.20

NOVONESIS A/S SER. B DK0060336014	419.50	0.26% 1.10		24/05/13 16:59:41	678,614 284,228,514.95
NTG NORDIC TRANSPORT GROU... DK0061141215	293.00	3.17% 9.00		24/05/13 16:59:43	33,618 9,899,039.00
NTR HOLDING B A/S DK0010027671	3.60	-2.70% -0.10		24/05/13 14:59:27	1,180 4,348.00
OERSTED A/S DK0060094928	415.10	-3.71% -16.00		24/05/13 16:59:55	1,324,901 549,427,082.20
ORPHAZYME A/S DK0062502894	1,072.20	6.16% 62.20		24/05/13 16:33:52	66 69,578.20
PANDORA A/S DK0060252690	1,162.00	2.70% 30.50		24/05/13 16:59:33	206,216 239,178,517.50
PARK STREET A/S 'A' DK0010158500	10.40	1.96% 0.20		24/05/13 16:03:37	1,339 13,569.60
PARKEN SPORT & ENTERTAINM... DK0010237643	123.00	2.93% 3.50		24/05/13 16:59:58	17,588 2,178,054.00
PER AARSLEFF HOLDING B A/... DK0060700516	337.50	2.43% 8.00		24/05/13 16:59:35	31,817 10,621,717.25
PHARMA EQUITY GROUP A/S '... DK0061155009	0.1945	2.91% 0.01		24/05/13 16:49:12	2,153,276 416,627.42
PRIME OFFICE A/S DK0060137594	174.00	-8.42% -16.00		24/05/13 16:59:43	3,231 580,608.00
RIAS B A/S DK0010125848	665.00	0.76% 5.00		24/05/13 15:30:44	34 22,430.00
RINGKJØBING LANDBOBANK A/... DK0060854669	1,219.00	1.58% 19.00		24/05/13 16:59:30	26,910 32,776,505.50
ROBLON B A/S DK0060485019	81.00	-1.82% -1.50		24/05/13 15:44:06	1,541 124,733.00
ROCKWOOL A/S SER. 'A' DK0010219070	2,615.00	1.95% 50.00		24/05/13 16:59:30	1,058 2,753,410.00
ROCKWOOL A/S SER. 'B' DK0010219153	2,606.00	1.16% 30.00		24/05/13 16:59:58	32,288 84,175,738.00
ROVSING A/S DK0061152170	36.20	1.12% 0.40		24/05/13 16:19:32	2,677 94,556.20
ROYAL UNIBREW A/S DK0060634707	566.00	2.91% 16.00		24/05/13 16:59:34	310,361 175,070,329.62
RTX A/S DK0010267129	99.80	5.05% 4.80		24/05/13 16:54:49	5,232 508,885.80
SAS AB SE0003366871	0.017	-2.30% -0.00		24/05/13 16:52:29	4,055,944 69,133.27
SCANDINAVIAN BRAKE SYSTEM... DK0060042612	12.30	0.00% 0.00		24/05/13 16:07:51	113 1,389.90
SCANDINAVIAN INVESTMENT G... DK0060038933	3.24	0.00% 0.00		24/05/13 16:59:36	8,239 26,696.36