

# OMX COPENHAGEN\_PI

ISIN: **DK0060488385** WKN: -

## Overview

2024/05/08 17:05:00	
<b>Price</b>	<b>1,869.6719</b>
DKK	
<b>Difference</b>	<span style="color: green;">↗</span> 0.20% (3.64)
<b>General attributes</b>	
ISIN	DK0060488385
Symbol	-
Country	Denmark
Instruments in index	123
Type of index	Price Index
Security type	Index
<b>Market data</b>	
Open	1,875.6443 DKK
High	1,880.1377 DKK
Low	1,864.4561 DKK
Close (prev. day)	1,866.0328 DKK
Trading volume (m)	-
Volume (pcs)	-



Information about previous performance does not guarantee future performance.  
Source: FactSet

### Top 5

Name	Price	+ - (%)	Trend
BIOPORTO A...	1.628	+11.35	<span style="color: green;">↗</span>
ATLANTIC P...	2.67	+6.37	<span style="color: green;">↗</span>
HARBOES BR...	134.00	+5.93	<span style="color: green;">↗</span>
COLUMBUS A...	10.25	+3.54	<span style="color: green;">↗</span>
TORM PLC S...	36.22	+3.48	<span style="color: green;">↗</span>

Intraday | 1w | 1m | 6m | 1y | 3y

### Flop 5

Name	Price	+ - (%)	Trend
PHARMA EQU...	0.189	-19.23	<span style="color: red;">↘</span>
ORPHAZYME	1,010.00	-7.76	<span style="color: red;">↘</span>
...			
AQUAPORIN ...	13.30	-6.67	<span style="color: red;">↘</span>
LOLLANDS B...	580.00	-3.33	<span style="color: red;">↘</span>

### Recent research

on market		
Date	Headline	Download
2024/05/08	Marktkommentar	<a href="#">Download</a>
2024/04/26	Global Equity Ratings	<a href="#">Download</a>
2024/04/26	Aktienempfehlungen Global	<a href="#">Download</a>
2024/04/03	Global Equity Ratings	<a href="#">Download</a>
2024/04/03	Aktienempfehlungen Global	<a href="#">Download</a>

DFDS A/S 223.80 -2.70 

Intraday 1w 1m 6m 1y 3y

**Futures and Options**

Related Futures -

Related Options -

## Details

2024/05/08 17:05:00

Price

**1,869.6719**

DKK

Difference ▲ 0.20% (3.64)

### General attributes

ISIN DK0060488385

Symbol -

Country Denmark

Security type Index

Instruments in index 123

### Market data

Open 1,875.6443 DKK

High 1,880.1377 DKK

Low 1,864.4561 DKK

Close (prev. day) 1,866.0328 DKK

Trading volume (m) -

Volume (pcs) -

### Performance and Risk

	6m	1y	3y
Perf (%)	+19.90%	+21.36%	+45.44%
Perf (abs.)	+310.27	+329.07	+584.15
Beta	-	-	-
Volatility	15.72	17.50	18.63



Information about previous performance does not guarantee future performance.  
Source: FactSet

### Price data





















Ø price 5 days   Ø volume 5 days (pcs.)	1,840.8134 DKK (0)
Ø price 30 days   Ø volume 30 days (pcs.)	1,843.3985 DKK (0)
Ø price 100 days   Ø volume 100 days (pcs.)	1,776.6943 DKK (0)
Ø price 250 days   Ø volume 250 days (pcs.)	1,629.8286 DKK (0)
YTD High   date	1,919.2917 DKK (2024/03/07)
YTD Low   date	1,613.7766 DKK (2024/01/02)
52 Weeks High   date	1,919.2917 DKK (2024/03/07)
52 Weeks Low   date	1,439.9063 DKK (2023/07/12)

## Composition

Name  ISIN	Price	Diff %  Diff +/-	Performance 	Date Time	Turnover Pc.  Turnover Money 
A.P. MOLLER-MAERSK A/S CL... DK0010244425	10,160.00	2.11% 210.00		24/05/08 16:59:52	6,362 63,984,135.00
A.P. MOLLER-MAERSK B DK0010244508	10,435.00	2.86% 290.00		24/05/08 16:59:41	24,703 254,651,015.00
AALBORG BOLDSPILKLUB A/S DK0060868966	48.80	2.09% 1.00		24/05/08 16:10:19	124 6,002.40
AGAT EJENDOMME A/S DK0010258995	1.65	1.23% 0.02		24/05/08 16:50:47	21,040 33,756.85
AGF A/S CLASS B DK0010263722	0.664	3.43% 0.02		24/05/08 16:25:54	223,846 129,398.09
ALK-ABELLÓ B A/S DK0061802139	153.30	-0.13% -0.20		24/05/08 16:59:44	281,316 43,014,339.40
ALM BRAND A/S DK0015250344	13.31	0.45% 0.06		24/05/08 16:59:49	1,420,583 18,791,291.89
AMBU A/S DK0060946788	119.55	-0.46% -0.55		24/05/08 16:59:42	312,593 37,238,248.35
AQUAPORIN A/S DKK1 DK0061555109	13.30	-6.67% -0.95		24/05/08 16:43:34	13,271 182,659.70
ATLANTIC PETROLEUM P/F FO000A0DN9X4	2.67	6.37% 0.16		24/05/08 14:09:55	9,587 24,135.29
BANG & OLUFSEN A/S DK0010218429	10.14	1.20% 0.12		24/05/08 16:59:35	79,551 799,529.52
BANKNORDIK P/F FO0000000088	148.50	-0.67% -1.00		24/05/08 16:59:51	4,761 710,818.00
BAVARIAN NORDIC A/S DK0015998017	162.90	0.25% 0.40		24/05/08 16:59:56	1,800,883 282,812,028.57
BIOPORTO A/S DK0011048619	1.628	11.35% 0.17		24/05/08 16:59:46	4,358,338 7,072,276.11
BOOZT AB SE0009888738	84.30	-1.98% -1.70		24/05/08 16:59:53	11,324 952,286.95
BRD. KLEE B A/S DK0010129089	3,900.00	-2.01% -80.00		24/05/02 14:44:29	7 27,400.00
BRØNDBYERNES IF FODBOLD A... DK0010247956	0.712	-1.39% -0.01		24/05/08 16:53:04	190,503 136,208.77
CARLSBERG A A/S DK0010181676	1,180.00	-0.42% -5.00		24/05/08 16:59:59	917 1,106,755.00
CARLSBERG A/S SER. 'B' DK0010181759	956.20	2.16% 20.20		24/05/08 16:59:40	257,831 246,763,559.01
CBRAIN A/S DK0060030286	287.00	-0.17% -0.50		24/05/08 16:59:30	11,107 3,178,038.00
CEMAT A/S DK0010271584	0.896	-0.22% -0.00		24/05/08 16:43:01	203,611 182,174.04
CHEMOMETEC A/S DK0060055861	312.80	-0.64% -2.00		24/05/08 16:59:41	83,650 26,177,282.00
COLOPLAST A/S SER. B DK0060448595	845.20	0.33% 2.80		24/05/08 16:59:46	227,826 192,252,611.39

COLUMBUS A/S DK0010268366	10.25	3.54% 0.35		24/05/08 16:59:50	317,723 3,185,460.25
COPENHAGEN CAPITAL A/S DK0060093607	5.40	-1.82% -0.10		24/05/08 16:59:34	2,284 12,352.10
DAMPSKIBSSELSKABET NORDEN... DK0060083210	305.00	2.83% 8.40		24/05/08 16:59:44	131,066 39,709,198.40
DANSKE ANDELSKASSERS BANK... DK0060299063	12.10	0.41% 0.05		24/05/08 15:47:55	18,098 216,904.50
DANSKE BANK A/S DK0010274414	190.75	-2.18% -4.25		24/05/08 16:59:53	2,487,597 476,756,020.88
DANTAX A/S DK0015205637	416.00	-1.89% -8.00		24/05/08 14:06:55	22 9,184.00
DEMANT A/S DK0060738599	320.40	0.00% 0.00		24/05/08 16:59:58	284,068 91,574,071.60
DFDS A/S DK0060655629	223.80	-2.70% -6.20		24/05/08 16:59:39	243,349 53,926,607.99
DJURSLANDS BANK A/S DK0060136273	520.00	-0.95% -5.00		24/05/08 12:34:18	347 179,735.00
DSV A/S DK0060079531	1,018.50	0.20% 2.00		24/05/08 16:59:53	352,176 358,016,485.75
EAC INVEST A/S DK0061277894	10,900.00	-0.91% -100.00		24/05/08 12:06:11	3 32,300.00
EMBLA MEDICAL HF IS0000000040	29.00	-1.69% -0.50		24/05/08 16:59:32	45,679 1,329,215.10
FAST EJENDOM DANMARK A/S DK0060522746	113.00	0.00% 0.00		24/05/07 16:28:07	59 6,667.00
FIRSTFARMS A/S DK0060056166	78.20	-1.76% -1.40		24/05/08 16:07:46	2,135 165,575.40
FLSMIDTH & CO. A/S DK0010234467	363.40	0.55% 2.00		24/05/08 16:59:49	75,139 27,324,888.70
FLUGGER GROUP A/S SER. B DK0010218189	342.00	0.00% 0.00		24/05/08 09:19:35	340 116,280.00
FYNISKE BANK A/S DK0060520377	167.00	0.00% 0.00		24/05/08 09:00:04	75 12,525.00
GABRIEL HOLDING A/S DK0060124691	274.00	-0.72% -2.00		24/05/08 15:30:30	107 29,144.00
GENMAB A/S DK0010272202	2,003.00	-0.45% -9.00		24/05/08 16:59:49	98,861 198,799,335.50
GERMAN HIGH STREET PROPER... DK0060093524	105.00	0.00% 0.00		24/05/08 09:00:02	1 105.00
GLUNZ & JENSEN HOLDING A/... DK0010249309	74.50	0.00% 0.00		24/05/02 09:01:32	5 372.50
GN STORE NORD A/S DK0010272632	202.60	0.30% 0.60		24/05/08 16:59:50	485,065 97,702,250.75
GREEN HYDROGEN SYSTEMS A/... DK0061540341	8.055	-0.98% -0.08		24/05/08 16:59:34	188,494 1,511,491.65
GREENMOBILITY A/S DK0060817898	30.70	-2.54% -0.80		24/05/08 16:53:45	2,858 84,970.00
GRØNLANDSBANKEN A/S DK0010230630	650.00	0.00% 0.00		24/05/08 12:58:27	424 273,990.00
GYLDENDAL A A/S DK0010247527	1,220.00	1.67% 20.00		24/05/06 11:04:55	11 13,420.00
GYLDENDAL B A/S DK0010247600	328.00	2.50% 8.00		24/05/07 11:48:59	90 29,456.00
H+H INTERNATIONAL A/S	80.80	1.38%		24/05/08	73,603

DK0015202451		1.10		16:59:33	5,918,269.60
H. LUNDBECK A/S SER. A DK0061804697	29.50	0.34% 0.10		24/05/08 16:59:37	65,960 1,939,364.33
H. LUNDBECK A/S SER. B DK0061804770	34.58	1.11% 0.38		24/05/08 16:59:58	417,062 14,160,913.40
HARBOES BRYGGERI B A/S DK0060014751	134.00	5.93% 7.50		24/05/08 16:59:43	19,807 2,569,371.50
HUSCOMPAGNIET A/S DKK5 DK0061412855	54.80	1.11% 0.60		24/05/08 16:06:49	2,515 116,238.60
HVIDBJERG BANK A/S DK0060135978	116.00	0.87% 1.00		24/05/08 14:33:08	654 75,864.00
ISS A/S DK0060542181	123.90	0.98% 1.20		24/05/08 16:59:52	514,838 63,578,015.30
JEUDAN A/S DK0061282464	201.00	-0.50% -1.00		24/05/08 16:59:38	1,694 341,418.00
JYSKE BANK A/S DK0010307958	541.50	-2.43% -13.50		24/05/08 16:59:45	325,897 178,081,930.25
KREDITBANKEN A/S DK0010253764	5,000.00	1.63% 80.00		24/05/08 14:40:41	4 20,100.00
KØBENHAVNS LUFTHAVNE A/S DK0010201102	4,850.00	-0.41% -20.00		24/05/08 16:34:43	138 666,890.00
LOLLANDS BANK A/S DK0060000107	580.00	-3.33% -20.00		24/05/08 14:46:18	88 51,340.00
LUXOR B A/S DK0010213628	510.00	-1.92% -10.00		24/05/07 16:31:15	52 26,520.00
LÅN OG SPAR BANK A/S DK0010201532	715.00	-0.69% -5.00		24/05/08 12:10:16	257 111,805.00
MATAS A/S DK0060497295	116.60	0.17% 0.20		24/05/08 16:59:34	24,620 2,857,597.30
MT HOJGAARD HOLDING A/S C... DK0010255975	202.00	-0.49% -1.00		24/05/08 16:59:38	4,280 865,632.00
MØNS BANK A/S DK0060133841	236.00	-0.84% -2.00		24/05/08 14:27:12	4,886 1,149,838.00
NETCOMPANY GROUP A/S DK0060952919	306.60	-2.17% -6.80		24/05/08 16:59:45	219,657 67,500,094.58
NEWCAP HOLDING A/S DK0010212570	0.172	0.00% 0.00		24/05/08 10:04:42	224 38.53
NILFISK HOLDING A/S DKK20 DK0060907293	142.80	-1.38% -2.00		24/05/08 16:59:47	12,285 1,760,551.20
NKT A/S DK0010287663	559.50	-2.01% -11.50		24/05/08 16:59:49	256,164 143,973,118.25
NNIT A/S DKK10 DK0060580512	111.20	-0.36% -0.40		24/05/08 16:59:41	22,719 2,538,999.80
NOBLE CORPORATION PLC COM... GB00BMXNWH07	324.50	2.69% 8.50		24/05/08 16:59:44	4,358 1,378,700.50
NORDEA BANK ABP FI4000297767	82.90	-0.96% -0.80		24/05/08 16:59:51	538,242 44,581,067.62
NORDFYNS BANK A/S DK0061295441	350.00	-1.13% -4.00		24/05/08 16:59:55	735 258,390.00
NORDIC SHIPHOLDING A/S DK0060083996	0.04	-% -		23/12/27 16:32:58	27,748 1,069.92
NORTH MEDIA A/S DK0010270347	60.60	-0.98% -0.60		24/05/08 16:59:56	6,454 392,178.00
NOVO-NORDISK AS B DK0062498333	883.20	0.07% 0.60		24/05/08 16:59:34	2,737,501 2,425,228,044.85

NOVONESIS A/S SER. B DK0060336014	418.40	1.01% 4.20		24/05/08 16:59:34	625,917 261,528,251.60
NTG NORDIC TRANSPORT GROU... DK0061141215	284.00	3.27% 9.00		24/05/08 16:59:45	28,790 8,080,461.50
NTR HOLDING B A/S DK0010027671	3.70	2.78% 0.10		24/05/08 10:04:34	311 1,128.30
OERSTED A/S DK0060094928	431.10	-0.44% -1.90		24/05/08 16:59:49	537,808 231,046,205.55
ORPHAZYME A/S DK0062502894	1,010.00	-7.76% -85.00		24/05/08 16:01:50	6 6,110.40
PANDORA A/S DK0060252690	1,131.50	1.75% 19.50		24/05/08 16:59:59	184,318 207,725,997.75
PARK STREET A/S 'A' DK0010158500	10.20	2.00% 0.20		24/05/08 16:54:45	229 2,335.80
PARKEN SPORT & ENTERTAINM... DK0010237643	119.50	0.42% 0.50		24/05/08 16:59:49	1,607 192,081.50
PER AARSLEFF HOLDING B A/... DK0060700516	329.50	-0.15% -0.50		24/05/08 16:59:48	8,304 2,738,427.75
PHARMA EQUITY GROUP A/S '... DK0061155009	0.189	-19.23% -0.05		24/05/08 16:59:56	6,789,384 1,331,713.69
PRIME OFFICE A/S DK0060137594	190.00	1.06% 2.00		24/05/07 16:16:24	1,675 317,988.00
RIAS B A/S DK0010125848	660.00	1.54% 10.00		24/05/07 16:06:29	32 17,570.00
RINGKJØBING LANDBOBANK A/... DK0060854669	1,200.00	-0.99% -12.00		24/05/08 16:59:30	30,157 36,219,797.00
ROBLON B A/S DK0060485019	82.50	2.48% 2.00		24/05/08 10:04:33	180 14,790.00
ROCKWOOL A/S SER. 'A' DK0010219070	2,565.00	-1.35% -35.00		24/05/08 16:59:33	1,174 3,009,110.00
ROCKWOOL A/S SER. 'B' DK0010219153	2,576.00	-0.08% -2.00		24/05/08 16:59:38	37,033 95,794,250.00
ROVSING A/S DK0061152170	35.80	1.13% 0.40		24/05/08 16:41:02	126 4,475.80
ROYAL UNIBREW A/S DK0060634707	550.00	3.19% 17.00		24/05/08 16:59:49	139,535 76,376,649.75
RTX A/S DK0010267129	95.00	0.00% 0.00		24/05/08 16:59:57	2,933 277,804.40
SAS AB SE0003366871	0.0174	1.75% 0.00		24/05/08 15:55:51	3,473,268 59,287.08
SCANDINAVIAN BRAKE SYSTEM... DK0060042612	12.30	1.23% 0.15		24/05/08 16:48:11	9,816 118,883.10
SCANDINAVIAN INVESTMENT G... DK0060038933	3.24	0.00% 0.00		24/05/08 14:27:10	160 516.60