

OMX COPENHAGEN_PI

ISIN: **DK0060488385** WKN: -

Overview

2024/04/23 17:05:00

Price

1,865.5241

DKK

Difference ▲ 1.39% (25.57)

General attributes

ISIN DK0060488385

Symbol -

Country Denmark

Instruments in index 123

Type of index Price Index

Security type Index

Market data

Open 1,840.7664 DKK

High 1,865.5241 DKK

Low 1,838.1075 DKK

Close (prev. day) 1,839.9541 DKK

Trading volume (m) -

Volume (pcs) -

Top 5

Name ↕	Price	+ - (%)	Trend ↕
ORPHAZYME ...	1,094.40	+8.90 ▲	▲
ZEALAND PH...	611.00	+5.07 ▲	▲
BANG & OLU...	9.45	+3.17 ▲	▲
GABRIEL HO...	266.00	+3.10 ▲	▲
FYNSKE BAN...	169.00	+3.05 ▲	▲

Intraday 1w 1m 6m 1y 3y

Flop 5


Name ↕	Price	+ - (%) ↕	Trend ↕
PHARMA EQU...	0.262	-5.42 ▼	▼
SCANDINAVI...	3.10	-4.91 ▼	▼
NEWCAP HOL...	0.181	-4.74 ▼	▼
SILKEBORG ...	23.00	-3.36 ▼	▼



Information about previous performance does not guarantee future performance.
Source: FactSet

Recent research

on market			
Date		Headline	Download
2024/04/03		Global Equity Ratings	Download
2024/04/03		Aktienempfehlungen Global	Download
2024/03/26		Global Strategy 2Q 2024	Download
2024/03/26		Global Strategy 2Q 2024	Download
2024/03/13		Global Equity Ratings	Download

ROVSING A/... 36.40 -3.19 

Intraday 1w 1m 6m 1y 3y

Futures and Options

Related Futures -

Related Options -

Details

2024/04/23 17:05:00

Price

1,865.5241

DKK

Difference ▲ 1.39% (25.57)

General attributes

ISIN DK0060488385

Symbol -

Country Denmark

Security type Index

Instruments in index 123

Market data

Open 1,840.7664 DKK

High 1,865.5241 DKK

Low 1,838.1075 DKK

Close (prev. day) 1,839.9541 DKK

Trading volume (m) -

Volume (pcs) -

Performance and Risk

	6m	1y	3y
Perf (%)	+23.17%	+20.45%	+46.30%
Perf (abs.)	+350.99	+316.69	+590.35
Beta	-	-	-
Volatility	15.78	17.44	18.60

5y



Information about previous performance does not guarantee future performance.
Source: FactSet

Price data

















Ø price 5 days Ø volume 5 days (pcs.)	1,833.3190 DKK (0)
Ø price 30 days Ø volume 30 days (pcs.)	1,858.4037 DKK (0)
Ø price 100 days Ø volume 100 days (pcs.)	1,745.3872 DKK (0)
Ø price 250 days Ø volume 250 days (pcs.)	1,615.6710 DKK (0)
YTD High date	1,919.2917 DKK (2024/03/07)
YTD Low date	1,613.7766 DKK (2024/01/02)
52 Weeks High date	1,919.2917 DKK (2024/03/07)
52 Weeks Low date	1,439.9063 DKK (2023/07/12)

Composition

Name  ISIN	Price	Diff %  Diff +/-	Performance 	Date Time	Turnover Pc.  Turnover Money 
A.P. MOLLER-MAERSK A/S CL... DK0010244425	9,610.00	1.48% 140.00		24/04/23 16:59:55	4,761 45,485,337.50
A.P. MOLLER-MAERSK B DK0010244508	9,798.00	1.47% 142.00		24/04/23 16:59:32	17,049 166,716,391.00
AALBORG BOLDSPILKLUB A/S DK0060868966	47.40	1.28% 0.60		24/04/23 16:13:02	114 5,347.00
AGAT EJENDOMME A/S DK0010258995	1.63	0.00% 0.00		24/04/23 14:22:59	7,100 11,573.00
AGF A/S CLASS B DK0010263722	0.628	-1.57% -0.01		24/04/23 16:46:21	203,283 128,643.68
ALK-ABELLÓ B A/S DK0061802139	128.70	0.94% 1.20		24/04/23 16:59:42	246,240 31,602,662.51
ALM BRAND A/S DK0015250344	12.11	1.76% 0.21		24/04/23 16:59:37	2,134,834 25,879,788.53
AMBU A/S DK0060946788	112.05	1.86% 2.05		24/04/23 16:59:55	288,673 32,222,289.54
AQUAPORIN A/S DKK1 DK0061555109	15.00	0.00% 0.00		24/04/23 16:59:33	4,178 62,513.50
ATLANTIC PETROLEUM P/F FO000A0DN9X4	2.49	0.00% 0.00		24/04/23 16:59:43	5,064 12,670.55
BANG & OLUFSEN A/S DK0010218429	9.45	3.17% 0.29		24/04/23 16:59:50	115,222 1,077,160.68
BANKNORDIK P/F FO0000000088	156.00	-0.95% -1.50		24/04/23 16:38:57	985 154,952.00
BAVARIAN NORDIC A/S DK0015998017	151.10	0.67% 1.00		24/04/23 16:59:38	339,056 51,247,695.33
BIOPORTO A/S DK0011048619	1.23	0.65% 0.01		24/04/23 16:53:03	226,003 277,498.52
BOOZT AB SE0009888738	81.60	0.25% 0.20		24/04/23 16:59:42	20,304 1,652,524.60
BRD. KLEE B A/S DK0010129089	3,820.00	-12.79% -560.00		24/04/22 16:47:32	3 11,620.00
BRØNDBYERNES IF FODBOLD A... DK0010247956	0.734	-1.87% -0.01		24/04/23 16:59:58	205,314 153,414.00
CARLSBERG A A/S DK0010181676	1,130.00	0.00% 0.00		24/04/23 16:59:33	879 1,002,935.00
CARLSBERG A/S SER. 'B' DK0010181759	935.20	-1.00% -9.40		24/04/23 16:59:44	134,616 126,228,920.10
CBRAIN A/S DK0060030286	314.00	2.28% 7.00		24/04/23 16:59:34	26,664 8,334,254.00
CEMAT A/S DK0010271584	0.88	0.69% 0.01		24/04/23 15:44:22	12,799 11,224.19
CHEMOMETEC A/S DK0060055861	291.20	1.68% 4.80		24/04/23 16:59:33	78,112 22,446,478.30
COLOPLAST A/S SER. B DK0060448595	916.60	1.75% 15.80		24/04/23 16:59:32	163,807 149,668,998.70

COLUMBUS A/S DK0010268366	9.48	0.85% 0.08		24/04/23 16:59:49	109,608 1,036,458.44
COPENHAGEN CAPITAL A/S DK0060093607	5.25	0.96% 0.05		24/04/22 13:04:12	932 4,885.65
DAMPSKIBSSELSKABET NORDEN... DK0060083210	284.80	-0.77% -2.20		24/04/23 16:59:54	63,076 17,896,558.70
DANSKE ANDELSKASSERS BANK... DK0060299063	12.60	-2.33% -0.30		24/04/23 16:59:34	39,046 489,266.00
DANSKE BANK A/S DK0010274414	208.80	1.70% 3.50		24/04/23 16:59:44	1,060,786 220,668,108.10
DANTAX A/S DK0015205637	406.00	1.50% 6.00		24/04/23 16:30:07	386 154,538.00
DEMANT A/S DK0060738599	322.80	0.94% 3.00		24/04/23 16:59:51	255,633 82,283,528.80
DFDS A/S DK0060655629	209.80	-0.19% -0.40		24/04/23 16:59:37	55,765 11,673,410.60
DJURSLANDS BANK A/S DK0060136273	535.00	0.00% 0.00		24/04/23 16:03:16	181 96,535.00
DSV A/S DK0060079531	1,076.50	-0.42% -4.50		24/04/23 16:59:35	478,915 516,369,231.00
EAC INVEST A/S DK0061277894	10,600.00	-0.93% -100.00		24/04/23 16:37:06	9 95,600.00
EMBLA MEDICAL HF IS0000000040	30.70	1.99% 0.60		24/04/23 16:59:41	68,158 2,120,893.20
FAST EJENDOM DANMARK A/S DK0060522746	108.00	-0.92% -1.00		24/04/23 09:13:32	36 3,888.00
FIRSTFARMS A/S DK0060056166	80.00	0.00% 0.00		24/04/23 14:50:26	88 7,040.00
FLSMIDTH & CO. A/S DK0010234467	352.40	1.73% 6.00		24/04/23 16:59:59	102,901 35,940,885.10
FLUGGER GROUP A/S SER. B DK0010218189	330.00	0.00% 0.00		24/04/23 16:54:45	202 66,482.00
FYNSKE BANK A/S DK0060520377	169.00	3.05% 5.00		24/04/23 16:54:36	310 50,915.00
GABRIEL HOLDING A/S DK0060124691	266.00	3.10% 8.00		24/04/23 09:00:02	4 1,064.00
GENMAB A/S DK0010272202	2,008.00	-1.08% -22.00		24/04/23 16:59:42	131,041 264,658,405.00
GERMAN HIGH STREET PROPER... DK0060093524	94.50	0.53% 0.50		24/04/12 16:59:43	26 2,457.00
GLUNZ & JENSEN HOLDING A/... DK0010249309	71.00	-0.70% -0.50		24/04/23 12:58:54	460 31,910.00
GN STORE NORD A/S DK0010272632	184.15	1.18% 2.15		24/04/23 16:59:44	1,051,561 194,537,796.24
GREEN HYDROGEN SYSTEMS A/... DK0061540341	8.575	-2.00% -0.18		24/04/23 16:59:59	318,001 2,746,111.04
GREENMOBILITY A/S DK0060817898	29.40	2.08% 0.60		24/04/23 16:52:08	405 11,652.00
GRØNLANDSBANKEN A/S DK0010230630	640.00	0.79% 5.00		24/04/23 16:59:44	266 168,650.00
GYLDENDAL A A/S DK0010247527	1,180.00	-11.28% -150.00		24/04/15 16:52:51	19 24,960.00
GYLDENDAL B A/S DK0010247600	320.00	0.63% 2.00		24/04/22 15:31:49	374 116,480.00
H+H INTERNATIONAL A/S	70.00	2.34%		24/04/23	43,013

DK0015202451		1.60		16:59:47	2,992,297.95
H. LUNDBECK A/S SER. A DK0061804697	28.25	0.53% 0.15	█	24/04/23 16:59:36	151,129 4,286,802.40
H. LUNDBECK A/S SER. B DK0061804770	33.00	0.00% 0.00		24/04/23 16:59:46	415,774 13,781,602.47
HARBOES BRYGGERI B A/S DK0060014751	105.50	2.93% 3.00	█	24/04/23 16:59:38	16,187 1,692,292.00
HUSCOMPAGNIET A/S DKK5 DK0061412855	56.00	-1.06% -0.60		24/04/23 16:59:49	13,659 764,538.00
HVIDBJERG BANK A/S DK0060135978	116.00	1.75% 2.00	█	24/04/23 15:46:59	18 2,088.00
ISS A/S DK0060542181	130.50	1.08% 1.40	█	24/04/23 16:59:31	459,498 59,706,923.30
JEUDAN A/S DK0061282464	210.00	-0.47% -1.00		24/04/23 16:59:57	2,547 529,779.00
JYSKE BANK A/S DK0010307958	580.00	1.31% 7.50	█	24/04/23 16:59:35	85,999 49,772,080.25
KREDITBANKEN A/S DK0010253764	4,900.00	-1.61% -80.00		24/04/23 16:42:53	10 49,480.00
KØBENHAVNS LUFTHAVNE A/S DK0010201102	4,900.00	-0.81% -40.00		24/04/23 16:41:01	44 216,620.00
LOLLANDS BANK A/S DK0060000107	580.00	1.75% 10.00	█	24/04/22 12:57:58	922 481,090.00
LUXOR B A/S DK0010213628	535.00	0.00% 0.00		24/04/23 13:05:16	10 5,350.00
LÅN OG SPAR BANK A/S DK0010201532	715.00	0.70% 5.00	█	24/04/22 11:59:01	100 71,500.00
MATAS A/S DK0060497295	112.20	0.36% 0.40	█	24/04/23 16:59:45	23,334 2,616,698.10
MT HOJGAARD HOLDING A/S C... DK0010255975	216.00	0.93% 2.00	█	24/04/23 16:59:44	4,202 907,922.00
MØNS BANK A/S DK0060133841	236.00	0.85% 2.00	█	24/04/23 13:29:03	4 944.00
NETCOMPANY GROUP A/S DK0060952919	261.80	2.75% 7.00	█	24/04/23 16:59:36	182,715 47,740,744.60
NEWCAP HOLDING A/S DK0010212570	0.181	-4.74% -0.01		24/04/23 12:25:52	220,614 40,808.84
NILFISK HOLDING A/S DKK20 DK0060907293	147.00	0.00% 0.00		24/04/23 16:59:54	10,368 1,489,766.40
NKT A/S DK0010287663	566.00	-0.70% -4.00		24/04/23 16:59:33	126,010 71,574,645.75
NNIT A/S DKK10 DK0060580512	109.00	-0.18% -0.20		24/04/23 16:59:49	4,141 451,932.20
NOBLE CORPORATION PLC COM... GB00BMXNWH07	327.00	0.77% 2.50	█	24/04/23 16:59:37	105,233 34,293,229.25
NORDEA BANK ABP FI4000297767	83.90	1.70% 1.40	█	24/04/23 16:59:36	748,985 62,396,677.04
NORDFYNS BANK A/S DK0061295441	336.00	-1.18% -4.00		24/04/23 16:05:13	293 99,402.00
NORDIC SHIPHOLDING A/S DK0060083996	0.04	-% -		23/12/27 16:32:58	27,748 1,069.92
NORTH MEDIA A/S DK0010270347	60.60	1.00% 0.60	█	24/04/23 16:59:47	6,340 381,745.70
NOVO-NORDISK AS B DK0062498333	891.30	1.83% 16.00	█	24/04/23 16:59:45	1,866,811 1,654,001,372.10

NOVONESIS A/S SER. B DK0060336014	388.50	0.91% 3.50		24/04/23 16:59:52	596,603 230,635,778.65
NTG NORDIC TRANSPORT GROU... DK0061141215	273.50	1.86% 5.00		24/04/23 16:59:59	20,415 5,569,932.90
NTR HOLDING B A/S DK0010027671	4.02	0.00% 0.00		24/04/23 16:41:32	100 402.00
OERSTED A/S DK0060094928	389.30	2.56% 9.70		24/04/23 16:59:51	436,859 169,429,918.55
ORPHAZYME A/S DK0062502894	1,094.40	8.90% 89.40		24/04/23 16:03:45	63 62,191.10
PANDORA A/S DK0060252690	1,099.00	-0.36% -4.00		24/04/23 16:59:52	126,497 139,044,977.50
PARK STREET A/S 'A' DK0010158500	11.80	2.61% 0.30		24/04/23 14:41:07	102 1,203.60
PARKEN SPORT & ENTERTAINM... DK0010237643	126.50	2.85% 3.50		24/04/23 16:59:46	5,914 729,128.00
PER AARSLEFF HOLDING B A/... DK0060700516	326.00	1.40% 4.50		24/04/23 16:59:39	16,075 5,219,208.50
PHARMA EQUITY GROUP A/S '... DK0061155009	0.262	-5.42% -0.02		24/04/23 16:59:38	743,941 195,577.99
PRIME OFFICE A/S DK0060137594	183.00	1.10% 2.00		24/04/23 16:21:52	1,022 184,493.00
RIAS B A/S DK0010125848	675.00	2.27% 15.00		24/04/23 14:32:11	40 26,800.00
RINGKJØBING LANDBOBANK A/... DK0060854669	1,252.00	2.62% 32.00		24/04/23 16:59:32	50,535 62,898,135.00
ROBLON B A/S DK0060485019	81.50	0.62% 0.50		24/04/23 15:32:47	1,200 97,535.00
ROCKWOOL A/S SER. 'A' DK0010219070	2,290.00	1.33% 30.00		24/04/23 16:59:50	275 625,340.00
ROCKWOOL A/S SER. 'B' DK0010219153	2,292.00	0.97% 22.00		24/04/23 16:59:36	28,316 64,668,863.00
ROVSING A/S DK0061152170	36.40	-3.19% -1.20		24/04/23 16:43:54	10,845 373,984.60
ROYAL UNIBREW A/S DK0060634707	525.00	-2.14% -11.50		24/04/23 16:59:50	163,471 86,931,228.00
RTX A/S DK0010267129	94.80	-0.21% -0.20		24/04/23 15:55:03	5,046 478,868.20
SAS AB SE0003366871	0.0157	0.00% 0.00		24/04/23 16:59:33	1,505,494 23,738.92
SCANDINAVIAN BRAKE SYSTEM... DK0060042612	12.45	2.89% 0.35		24/04/23 15:06:18	6,123 74,908.00
SCANDINAVIAN INVESTMENT G... DK0060038933	3.10	-4.91% -0.16		24/04/23 16:41:08	723 2,244.60