

OMX COPENHAGEN_PI

ISIN: **DK0060488385** WKN: -

Overview

2024/04/19 17:05:00	
Price	1,822.0994
DKK	
Difference	↗ 0.48% (8.71)
General attributes	
ISIN	DK0060488385
Symbol	-
Country	Denmark
Instruments in index	123
Type of index	Price Index
Security type	Index
Market data	
Open	1,817.5070 DKK
High	1,826.4168 DKK
Low	1,805.8572 DKK
Close (prev. day)	1,813.3943 DKK
Trading volume (m)	-
Volume (pcs)	-



Information about previous performance does not guarantee future performance.
Source: FactSet

Top 5

Name	Price	+ - (%)	Trend
ROYAL UNIB...	520.00	+18.07	↗
DANSKE AND...	12.40	+7.36	↗
EMBLA MEDI...	30.80	+4.41	↗
GN STORE N...	172.85	+4.13	↗
MT HOJGAAR...	213.00	+3.40	↗

Intraday | 1w | 1m | 6m | 1y | 3y

Flop 5

Name	Price	+ - (%)	Trend
ORPHAZYME	1,047.00	-4.80	↘
AQUAPORIN	14.95	-4.78	↘
ALM BRAND ...	11.82	-3.59	↘
CEMAT A/S	0.872	-3.54	↘

Recent research

on market		
Date	Headline	Download
2024/04/03	Global Equity Ratings	Download
2024/04/03	Aktienempfehlungen Global	Download
2024/03/26	Global Strategy 2Q 2024	Download
2024/03/26	Global Strategy 2Q 2024	Download
2024/03/13	Global Equity Ratings	Download

GABRIEL HO... 258.00 -3.01 

Intraday 1w 1m 6m 1y 3y

Futures and Options

Related Futures -

Related Options -

Details

2024/04/19 17:05:00

Price

1,822.0994

DKK

Difference ▲ 0.48% (8.71)

General attributes

ISIN DK0060488385

Symbol -

Country Denmark

Security type Index

Instruments in index 123

Market data

Open 1,817.5070 DKK

High 1,826.4168 DKK

Low 1,805.8572 DKK

Close (prev. day) 1,813.3943 DKK

Trading volume (m) -

Volume (pcs) -

Performance and Risk

	6m	1y	3y
Perf (%)	+19.62%	+19.60%	+45.25%
Perf (abs.)	+298.86	+298.59	+567.63
Beta	-	-	-
Volatility	15.63	17.47	18.59



Information about previous performance does not guarantee future performance.
Source: FactSet

Price data







Ø price 5 days Ø volume 5 days (pcs.)	1,826.7444 DKK (0)
Ø price 30 days Ø volume 30 days (pcs.)	1,861.6488 DKK (0)
Ø price 100 days Ø volume 100 days (pcs.)	1,739.6555 DKK (0)
Ø price 250 days Ø volume 250 days (pcs.)	1,613.1701 DKK (0)
YTD High date	1,919.2917 DKK (2024/03/07)
YTD Low date	1,613.7766 DKK (2024/01/02)
52 Weeks High date	1,919.2917 DKK (2024/03/07)
52 Weeks Low date	1,439.9063 DKK (2023/07/12)

Composition

Name ISIN	Price	Diff % Diff +/-	Performance	Date Time	Turnover Pc. Turnover Money
A.P. MOLLER-MAERSK A/S CL... DK0010244425	9,385.00	2.62% 240.00		24/04/19 16:59:47	5,057 46,871,715.00
A.P. MOLLER-MAERSK B DK0010244508	9,568.00	2.07% 194.00		24/04/19 16:59:48	15,110 143,132,306.00
AALBORG BOLDSPILKLUB A/S DK0060868966	46.60	1.30% 0.60		24/04/19 10:22:50	54 2,492.40
AGAT EJENDOMME A/S DK0010258995	1.68	1.82% 0.03		24/04/19 11:28:51	7,529 12,273.97
AGF A/S CLASS B DK0010263722	0.626	0.00% 0.00		24/04/19 16:16:55	31,892 20,031.49
ALK-ABELLÓ B A/S DK0061802139	125.60	0.00% 0.00		24/04/19 16:59:47	148,646 18,591,538.40
ALM BRAND A/S DK0015250344	11.82	-3.59% -0.44		24/04/19 16:59:59	2,443,146 28,768,452.10
AMBU A/S DK0060946788	109.30	0.23% 0.25		24/04/19 16:59:45	368,878 40,154,472.31
AQUAPORIN A/S DKK1 DK0061555109	14.95	-4.78% -0.75		24/04/19 16:59:43	26,112 384,243.70
ATLANTIC PETROLEUM P/F FO000A0DN9X4	2.46	0.82% 0.02		24/04/19 14:45:33	10 24.60
BANG & OLUFSEN A/S DK0010218429	9.04	1.80% 0.16		24/04/19 16:59:56	76,391 682,848.66
BANKNORDIK P/F FO0000000088	155.50	-1.89% -3.00		24/04/19 16:54:47	3,005 468,905.50
BAVARIAN NORDIC A/S DK0015998017	147.35	0.41% 0.60		24/04/19 16:59:59	286,408 41,825,329.34
BIOPORTO A/S DK0011048619	1.258	0.32% 0.00		24/04/19 16:12:52	274,377 345,550.21
BOOZT AB SE0009888738	82.00	-0.18% -0.15		24/04/19 16:59:54	12,477 1,011,575.85
BRD. KLEE B A/S DK0010129089	4,380.00	14.66% 560.00		24/04/17 11:13:17	2 8,760.00
BRØNDBYERNES IF FODBOLD A... DK0010247956	0.714	3.18% 0.02		24/04/19 16:38:49	55,390 39,520.55
CARLSBERG A A/S DK0010181676	1,120.00	-0.44% -5.00		24/04/19 16:59:50	156 174,415.00
CARLSBERG A/S SER. 'B' DK0010181759	927.60	3.16% 28.40		24/04/19 16:59:41	218,695 201,510,278.57
CBRAIN A/S DK0060030286	306.50	-1.92% -6.00		24/04/19 16:59:35	40,315 12,348,294.50
CEMAT A/S DK0010271584	0.872	-3.54% -0.03		24/04/19 16:59:33	292,064 254,215.16
CHEMOMETEC A/S DK0060055861	285.20	-0.83% -2.40		24/04/19 16:59:31	84,328 24,047,405.80
COLOPLAST A/S SER. B DK0060448595	906.00	1.09% 9.80		24/04/19 16:59:34	175,872 158,991,114.20

COLUMBUS A/S DK0010268366	9.38	0.43% 0.04		24/04/19 16:59:38	151,668 1,413,548.02
COPENHAGEN CAPITAL A/S DK0060093607	5.20	-0.95% -0.05		24/04/19 16:54:45	1,884 9,707.70
DAMPSKIBSSELSKABET NORDEN... DK0060083210	288.20	0.77% 2.20		24/04/19 16:59:50	58,460 16,697,645.14
DANSKE ANDELKASSERS BANK... DK0060299063	12.40	7.36% 0.85	█	24/04/19 16:51:15	34,093 403,919.50
DANSKE BANK A/S DK0010274414	202.90	0.05% 0.10		24/04/19 16:59:42	718,023 145,314,904.05
DANTAX A/S DK0015205637	392.00	-2.00% -8.00		24/04/18 11:55:05	78 30,576.00
DEMANT A/S DK0060738599	315.60	1.48% 4.60	█	24/04/19 16:59:47	228,968 71,937,620.50
DFDS A/S DK0060655629	206.20	0.00% 0.00		24/04/19 16:59:49	101,017 20,702,797.32
DJURSLANDS BANK A/S DK0060136273	525.00	0.96% 5.00	█	24/04/19 16:54:45	220 114,630.00
DSV A/S DK0060079531	1,070.00	-0.37% -4.00		24/04/19 16:59:37	339,455 363,273,984.00
EAC INVEST A/S DK0061277894	10,700.00	0.00% 0.00		24/04/19 16:59:59	47 502,600.00
EMBLA MEDICAL HF IS0000000040	30.80	4.41% 1.30	█	24/04/19 16:59:43	5,428 164,764.10
FAST EJENDOM DANMARK A/S DK0060522746	108.00	-1.82% -2.00		24/04/18 10:11:25	3,161 342,149.00
FIRSTFARMS A/S DK0060056166	79.20	-0.75% -0.60		24/04/19 16:59:55	2,444 193,411.60
FLSMIDTH & CO. A/S DK0010234467	353.20	-0.95% -3.40		24/04/19 16:59:31	86,980 30,751,482.00
FLUGGER GROUP A/S SER. B DK0010218189	324.00	-0.61% -2.00		24/04/19 14:15:38	434 140,316.00
FYNISKE BANK A/S DK0060520377	164.00	-1.20% -2.00		24/04/19 15:45:15	1,498 223,702.00
GABRIEL HOLDING A/S DK0060124691	258.00	-3.01% -8.00		24/04/19 16:14:18	28 7,224.00
GENMAB A/S DK0010272202	2,006.00	0.58% 11.50		24/04/19 16:59:41	94,388 187,989,436.75
GERMAN HIGH STREET PROPER... DK0060093524	94.50	0.53% 0.50		24/04/12 16:59:43	26 2,457.00
GLUNZ & JENSEN HOLDING A/... DK0010249309	71.50	0.00% 0.00		24/04/12 09:01:32	109 7,793.50
GN STORE NORD A/S DK0010272632	172.85	4.13% 6.85	█	24/04/19 16:59:48	831,525 141,848,701.53
GREEN HYDROGEN SYSTEMS A/... DK0061540341	8.60	0.00% 0.00		24/04/19 16:59:30	122,555 1,041,900.97
GREENMOBILITY A/S DK0060817898	30.00	1.69% 0.50	█	24/04/19 16:07:43	2,203 65,369.60
GRØNLANDSBANKEN A/S DK0010230630	645.00	0.78% 5.00		24/04/19 14:57:44	239 153,035.00
GYLDENDAL A A/S DK0010247527	1,180.00	-11.28% -150.00		24/04/15 16:52:51	19 24,960.00
GYLDENDAL B A/S DK0010247600	318.00	0.00% 0.00		24/04/19 12:06:39	178 56,604.00
H+H INTERNATIONAL A/S	67.40	0.45%		24/04/19	20,413

DK0015202451		0.30		16:59:53	1,359,747.80
H. LUNDBECK A/S SER. A DK0061804697	27.90	0.36% 0.10	█	24/04/19 16:59:58	118,701 3,277,253.13
H. LUNDBECK A/S SER. B DK0061804770	32.70	0.49% 0.16	█	24/04/19 16:59:39	193,909 6,309,333.14
HARBOES BRYGGERI B A/S DK0060014751	102.50	1.49% 1.50	█	24/04/19 16:59:52	11,817 1,207,562.50
HUSCOMPAGNIET A/S DKK5 DK0061412855	53.60	0.37% 0.20	█	24/04/19 16:59:57	10,782 567,648.80
HVIDBJERG BANK A/S DK0060135978	116.00	0.87% 1.00	█	24/04/19 15:49:58	672 77,532.00
ISS A/S DK0060542181	127.20	0.95% 1.20	█	24/04/19 16:59:44	578,100 73,373,099.95
JEUDAN A/S DK0061282464	211.00	0.48% 1.00	█	24/04/19 16:59:44	1,977 413,630.00
JYSKE BANK A/S DK0010307958	570.00	-0.61% -3.50		24/04/19 16:59:46	131,072 74,277,176.25
KREDITBANKEN A/S DK0010253764	5,000.00	0.00% 0.00		24/04/19 13:14:38	34 154,840.00
KØBENHAVNS LUFTHAVNE A/S DK0010201102	4,700.00	0.86% 40.00	█	24/04/19 16:28:20	176 822,630.00
LOLLANDS BANK A/S DK0060000107	570.00	-1.72% -10.00		24/04/19 16:46:53	354 201,740.00
LUXOR B A/S DK0010213628	525.00	0.00% 0.00		24/04/19 16:54:45	260 32,025.00
LÅN OG SPAR BANK A/S DK0010201532	710.00	0.00% 0.00		24/04/19 15:10:24	103 73,130.00
MATAS A/S DK0060497295	110.20	0.55% 0.60	█	24/04/19 16:59:41	80,063 8,791,069.50
MT HOJGAARD HOLDING A/S C... DK0010255975	213.00	3.40% 7.00	█	24/04/19 16:59:30	9,400 1,921,267.00
MØNS BANK A/S DK0060133841	236.00	0.00% 0.00		24/04/19 13:02:24	60 13,860.00
NETCOMPANY GROUP A/S DK0060952919	254.00	0.32% 0.80	█	24/04/19 16:59:34	91,373 23,046,474.40
NEWCAP HOLDING A/S DK0010212570	0.19	2.15% 0.00	█	24/04/19 16:19:21	21,514 4,041.44
NILFISK HOLDING A/S DKK20 DK0060907293	147.20	-0.14% -0.20		24/04/19 16:59:39	12,473 1,818,933.60
NKT A/S DK0010287663	595.00	-0.50% -3.00		24/04/19 16:59:56	135,154 79,943,020.50
NNIT A/S DKK10 DK0060580512	106.80	-0.74% -0.80		24/04/19 16:59:56	7,544 801,029.40
NOBLE CORPORATION PLC COM... GB00BMXNWH07	320.00	-1.23% -4.00		24/04/19 16:59:45	18,122 5,738,337.50
NORDEA BANK ABP FI4000297767	81.10	1.50% 1.20	█	24/04/19 16:59:48	882,231 70,893,763.06
NORDFYNS BANK A/S DK0061295441	342.00	-0.58% -2.00		24/04/19 16:34:38	1,695 573,218.00
NORDIC SHIPHOLDING A/S DK0060083996	0.04	-% -		23/12/27 16:32:58	27,748 1,069.92
NORTH MEDIA A/S DK0010270347	58.80	-2.65% -1.60		24/04/19 16:59:32	38,608 2,252,951.20
NOVO-NORDISK AS B DK0062498333	866.20	0.41% 3.50	█	24/04/19 16:59:54	1,938,339 1,677,207,962.50

NOVONESIS A/S SER. B DK0060336014	387.00	1.12% 4.30		24/04/19 16:59:33	356,165 137,486,920.00
NTG NORDIC TRANSPORT GROU... DK0061141215	271.00	-1.45% -4.00		24/04/19 16:59:36	15,733 4,266,483.00
NTR HOLDING B A/S DK0010027671	4.02	-0.99% -0.04		24/04/18 13:21:41	38 152.76
OERSTED A/S DK0060094928	385.10	-1.10% -4.30		24/04/19 16:59:44	890,579 342,562,103.80
ORPHAZYME A/S DK0062502894	1,047.00	-4.80% -52.80		24/04/19 16:32:37	66 67,663.90
PANDORA A/S DK0060252690	1,082.00	0.70% 7.50		24/04/19 16:59:31	149,064 161,595,006.75
PARK STREET A/S 'A' DK0010158500	11.50	4.55% 0.50		24/04/18 13:30:40	3,015 34,853.30
PARKEN SPORT & ENTERTAINM... DK0010237643	122.00	1.67% 2.00		24/04/19 16:51:57	5,727 699,753.50
PER AARSLEFF HOLDING B A/... DK0060700516	320.00	0.95% 3.00		24/04/19 16:59:35	6,874 2,179,102.00
PHARMA EQUITY GROUP A/S '... DK0061155009	0.299	-0.33% -0.00		24/04/19 16:24:07	1,244,804 361,852.57
PRIME OFFICE A/S DK0060137594	173.00	-1.70% -3.00		24/04/19 12:55:30	550 95,150.00
RIAS B A/S DK0010125848	650.00	-2.99% -20.00		24/04/19 14:18:59	282 183,060.00
RINGKJØBING LANDBOBANK A/... DK0060854669	1,214.00	-0.33% -4.00		24/04/19 16:59:36	20,604 24,997,789.00
ROBLON B A/S DK0060485019	81.00	-1.22% -1.00		24/04/19 14:19:51	1,235 100,035.00
ROCKWOOL A/S SER. 'A' DK0010219070	2,210.00	0.45% 10.00		24/04/19 16:59:55	4,014 8,800,950.00
ROCKWOOL A/S SER. 'B' DK0010219153	2,228.00	0.81% 18.00		24/04/19 16:59:41	41,860 92,729,919.00
ROVSING A/S DK0061152170	37.60	-0.53% -0.20		24/04/19 16:33:32	45 1,692.00
ROYAL UNIBREW A/S DK0060634707	520.00	18.07% 79.60		24/04/19 16:59:47	840,477 425,510,954.85
RTX A/S DK0010267129	95.00	0.42% 0.40		24/04/19 16:51:27	7,179 680,457.60
SAS AB SE0003366871	0.0162	1.25% 0.00		24/04/19 16:45:30	5,710,494 90,257.94
SCANDINAVIAN BRAKE SYSTEM... DK0060042612	11.65	0.00% 0.00		24/04/19 10:49:33	1,161 13,525.65
SCANDINAVIAN INVESTMENT G... DK0060038933	3.20	1.27% 0.04		24/04/19 11:51:13	16,567 52,883.06