

OMX COPENHAGEN_PI

ISIN: **DK0060488385** WKN: -

Overview

2024/04/17 15:14:03

Price

1,835.0112

DKK

Difference ▲ 0.59% (10.69)

General attributes

ISIN DK0060488385

Symbol -

Country Denmark

Instruments in index 123

Type of index Price Index

Security type Index

Market data

Open 1,822.5510 DKK

High 1,839.6857 DKK

Low 1,819.0901 DKK

Close (prev. day) 1,824.3257 DKK

Trading volume (m) -

Volume (pcs) -

Top 5

Name ⬇	Price	+ - (%)	Trend ⬇
BRD. KLEE ...	4,380.00	+14.66	▲
GREENMOBIL...	30.00	+4.17	▲
SPAR NORD ...	121.60	+3.40	▲
AGAT EJEND...	1.69	+3.05	▲
PHARMA EQU...	0.30	+2.74	▲

Intraday 1w 1m 6m 1y 3y

Flop 5

Name ⬇	Price	+ - (%)	Trend ⬇
MT HOJGAAR...	202.00	-7.34	▼
ROVSING A/...	36.20	-4.74	▼
CBRAIN A/S	319.00	-3.63	▼
STRATEGIC ...	1.11	-3.48	▼
SCANDINAVI...	3.14	-3.09	▼

5y



Information about previous performance does not guarantee future performance.

Source: FactSet

Recent research

on market			
Date		Headline	Download
2024/04/03		Global Equity Ratings	Download
2024/04/03		Aktienempfehlungen Global	Download
2024/03/26		Global Strategy 2Q 2024	Download
2024/03/26		Global Strategy 2Q 2024	Download
2024/03/13		Global Equity Ratings	Download

Intraday 1w 1m 6m 1y 3y

Futures and Options

Related Futures -

Related Options -

Details

2024/04/17 15:14:03

Price

1,835.0112

DKK

Difference ▲ 0.59% (10.69)

General attributes

ISIN DK0060488385

Symbol -

Country Denmark

Security type Index

Instruments in index 123

Market data

Open 1,822.5510 DKK

High 1,839.6857 DKK

Low 1,819.0901 DKK

Close (prev. day) 1,824.3257 DKK

Trading volume (m) -

Volume (pcs) -

Performance and Risk

	6m	1y	3y
Perf (%)	+15.58%	+18.59%	+44.61%
Perf (abs.)	+245.98	+285.92	+562.74
Beta	-	-	-
Volatility	16.29	17.54	18.63












Information about previous performance does not guarantee future performance.
Source: FactSet

Price data




















Ø price 5 days Ø volume 5 days (pcs.)	1,838.9177 DKK (0)
Ø price 30 days Ø volume 30 days (pcs.)	1,862.7605 DKK (0)
Ø price 100 days Ø volume 100 days (pcs.)	1,732.4038 DKK (0)
Ø price 250 days Ø volume 250 days (pcs.)	1,609.6820 DKK (0)
YTD High date	1,919.2917 DKK (2024/03/07)
YTD Low date	1,613.7766 DKK (2024/01/02)
52 Weeks High date	1,919.2917 DKK (2024/03/07)
52 Weeks Low date	1,439.9063 DKK (2023/07/12)

Composition

Name  ISIN	Price	Diff %  Diff +/-	Performance 	Date Time	Turnover Pc.  Turnover Money 
A.P. MOLLER-MAERSK A/S CL... DK0010244425	9,415.00	1.29% 120.00		24/04/17 15:14:15	1,794 16,785,712.50
A.P. MOLLER-MAERSK B DK0010244508	9,602.00	1.39% 132.00		24/04/17 15:14:15	5,891 56,144,990.00
AALBORG BOLDSPILKLUB A/S DK0060868966	46.00	0.00% 0.00		24/04/17 13:53:59	255 11,549.80
AGAT EJENDOMME A/S DK0010258995	1.69	3.05% 0.05		24/04/17 13:48:57	49,937 80,087.72
AGF A/S CLASS B DK0010263722	0.63	0.32% 0.00		24/04/17 14:27:06	18,835 12,010.05
ALK-ABELLÓ B A/S DK0061802139	126.80	-0.39% -0.50		24/04/17 15:13:51	53,285 6,773,790.60
ALM BRAND A/S DK0015250344	12.26	0.57% 0.07		24/04/17 15:13:17	1,464,842 17,971,448.03
AMBU A/S DK0060946788	111.10	-0.63% -0.70		24/04/17 15:13:13	154,267 17,151,383.76
AQUAPORIN A/S DKK1 DK0061555109	15.10	0.67% 0.10		24/04/17 14:45:58	18,152 274,390.15
ATLANTIC PETROLEUM P/F FO000A0DN9X4	2.54	-2.31% -0.06		24/04/17 09:01:37	160 406.40
BANG & OLUFSEN A/S DK0010218429	8.96	-0.88% -0.08		24/04/17 15:06:46	25,682 230,420.34
BANKNORDIK P/F FO0000000088	156.50	-1.88% -3.00		24/04/17 13:46:37	753 119,023.00
BAVARIAN NORDIC A/S DK0015998017	150.60	-1.02% -1.55		24/04/17 15:12:49	222,707 33,450,691.19
BIOPORTO A/S DK0011048619	1.286	1.58% 0.02		24/04/17 14:56:36	203,126 260,083.75
BOOZT AB SE0009888738	82.65	2.04% 1.65		24/04/17 14:37:33	32,437 2,675,844.35
BRD. KLEE B A/S DK0010129089	4,380.00	14.66% 560.00		24/04/17 11:13:17	2 8,760.00
BRØNDBYERNES IF FODBOLD A... DK0010247956	0.71	1.43% 0.01		24/04/17 14:58:39	172,913 123,138.48
CARLSBERG A A/S DK0010181676	1,110.00	-0.89% -10.00		24/04/17 14:11:17	78 86,735.00
CARLSBERG A/S SER. 'B' DK0010181759	900.00	-0.11% -1.00		24/04/17 15:14:05	37,357 33,735,446.30
CBRAIN A/S DK0060030286	319.00	-3.63% -12.00		24/04/17 15:14:03	26,064 8,425,301.00
CEMAT A/S DK0010271584	0.888	-2.84% -0.03		24/04/17 14:13:55	28,045 22,043.77
CHEMOMETEC A/S DK0060055861	302.60	-2.07% -6.40		24/04/17 15:10:15	98,199 30,389,947.10
COLOPLAST A/S SER. B DK0060448595	908.20	-0.76% -7.00		24/04/17 15:14:20	49,273 44,784,250.40

COLUMBUS A/S DK0010268366	9.22	0.88% 0.08		24/04/17 14:26:40	61,660 567,131.12
COPENHAGEN CAPITAL A/S DK0060093607	5.20	0.00% 0.00		24/04/16 16:54:45	1,400 7,280.00
DAMPSKIBSSELSKABET NORDEN... DK0060083210	292.00	0.69% 2.00		24/04/17 15:13:52	37,071 10,878,345.04
DANSKE ANDELKASSERS BANK... DK0060299063	11.50	0.88% 0.10		24/04/17 13:55:09	6,769 78,072.10
DANSKE BANK A/S DK0010274414	202.80	1.00% 2.00		24/04/17 15:13:32	408,150 82,456,829.95
DANTAX A/S DK0015205637	400.00	2.04% 8.00		24/04/17 13:00:02	45 18,000.00
DEMANT A/S DK0060738599	316.20	-0.38% -1.20		24/04/17 15:13:32	54,682 17,318,152.10
DFDS A/S DK0060655629	209.00	2.25% 4.60		24/04/17 15:13:42	60,883 12,610,346.20
DJURSLANDS BANK A/S DK0060136273	515.00	0.00% 0.00		24/04/17 14:50:56	1,016 525,080.00
DSV A/S DK0060079531	1,108.00	-0.27% -3.00		24/04/17 15:13:40	80,785 89,461,024.50
EAC INVEST A/S DK0061277894	10,700.00	-1.83% -200.00		24/04/17 13:45:04	4 43,200.00
EMBLA MEDICAL HF IS0000000040	30.30	1.68% 0.50		24/04/17 14:31:49	303,240 9,248,042.60
FAST EJENDOM DANMARK A/S DK0060522746	110.00	-0.90% -1.00		24/04/17 14:20:42	1,181 130,211.00
FIRSTFARMS A/S DK0060056166	79.40	-1.00% -0.80		24/04/17 12:49:49	583 46,340.00
FLSMIDTH & CO. A/S DK0010234467	356.60	1.60% 5.60		24/04/17 15:11:07	78,740 27,969,372.90
FLUGGER GROUP A/S SER. B DK0010218189	326.00	-1.21% -4.00		24/04/17 12:09:13	56 18,256.00
FYNSKE BANK A/S DK0060520377	169.00	-0.59% -1.00		24/04/17 14:38:10	1,328 225,116.00
GABRIEL HOLDING A/S DK0060124691	264.00	1.54% 4.00		24/04/17 13:37:47	259 68,374.00
GENMAB A/S DK0010272202	2,013.00	-2.19% -45.00		24/04/17 15:14:22	57,449 116,056,516.00
GERMAN HIGH STREET PROPER... DK0060093524	94.50	0.53% 0.50		24/04/12 16:59:43	26 2,457.00
GLUNZ & JENSEN HOLDING A/... DK0010249309	71.50	0.00% 0.00		24/04/12 09:01:32	109 7,793.50
GN STORE NORD A/S DK0010272632	167.55	0.36% 0.60		24/04/17 15:14:15	140,664 23,531,988.53
GREEN HYDROGEN SYSTEMS A/... DK0061540341	8.285	-2.30% -0.20		24/04/17 15:05:04	185,564 1,534,873.13
GREENMOBILITY A/S DK0060817898	30.00	4.17% 1.20		24/04/17 14:01:14	2,384 67,913.30
GRØNLANDSBANKEN A/S DK0010230630	645.00	0.00% 0.00		24/04/17 13:52:46	4 2,585.00
GYLDENDAL A A/S DK0010247527	1,180.00	-11.28% -150.00		24/04/15 16:52:51	19 24,960.00
GYLDENDAL B A/S DK0010247600	318.00	-1.24% -4.00		24/04/16 11:26:16	119 37,846.00
H+H INTERNATIONAL A/S	68.00	1.80%		24/04/17	140,556

DK0015202451		1.20		14:51:41	9,379,920.40
H. LUNDBECK A/S SER. A DK0061804697	28.15	1.08% 0.30	█	24/04/17 15:01:59	31,006 869,881.00
H. LUNDBECK A/S SER. B DK0061804770	32.98	-0.06% -0.02		24/04/17 15:07:59	93,726 3,084,943.65
HARBOES BRYGGERI B A/S DK0060014751	101.00	-0.49% -0.50		24/04/17 15:11:42	5,371 547,959.50
HUSCOMPAGNIET A/S DKK5 DK0061412855	53.40	1.91% 1.00	█	24/04/17 14:10:34	839 44,035.60
HVIDBJERG BANK A/S DK0060135978	114.00	0.00% 0.00		24/04/17 13:20:15	275 31,750.00
ISS A/S DK0060542181	126.40	1.20% 1.50	█	24/04/17 15:13:10	306,069 38,493,112.60
JEUDAN A/S DK0061282464	212.00	2.42% 5.00	█	24/04/17 14:13:54	2,277 479,872.00
JYSKE BANK A/S DK0010307958	575.00	2.22% 12.50	█	24/04/17 15:06:04	38,874 22,194,771.25
KREDITBANKEN A/S DK0010253764	4,980.00	0.00% 0.00		24/04/17 14:32:51	1 4,980.00
KØBENHAVNS LUFTHAVNE A/S DK0010201102	4,740.00	-1.66% -80.00		24/04/17 15:03:38	71 338,110.00
LOLLANDS BANK A/S DK0060000107	580.00	0.00% 0.00		24/04/17 11:44:47	472 273,400.00
LUXOR B A/S DK0010213628	535.00	0.94% 5.00	█	24/04/17 13:43:55	3 1,595.00
LÅN OG SPAR BANK A/S DK0010201532	720.00	0.70% 5.00	█	24/04/17 11:55:33	121 86,620.00
MATAS A/S DK0060497295	112.00	0.36% 0.40	█	24/04/17 15:02:44	17,108 1,911,385.80
MT HOJGAARD HOLDING A/S C... DK0010255975	202.00	-7.34% -16.00		24/04/17 15:14:11	13,624 2,811,189.00
MØNS BANK A/S DK0060133841	230.00	0.00% 0.00		24/04/17 10:42:18	175 40,354.00
NETCOMPANY GROUP A/S DK0060952919	257.80	-0.15% -0.40		24/04/17 15:13:38	45,583 11,812,526.20
NEWCAP HOLDING A/S DK0010212570	0.185	0.00% 0.00		24/04/17 09:20:41	40,082 7,415.18
NILFISK HOLDING A/S DKK20 DK0060907293	150.00	2.32% 3.40	█	24/04/17 15:05:47	10,577 1,587,998.00
NKT A/S DK0010287663	596.00	0.85% 5.00	█	24/04/17 15:06:24	40,022 23,880,540.25
NNIT A/S DKK10 DK0060580512	110.20	0.92% 1.00	█	24/04/17 15:13:02	4,043 446,974.60
NOBLE CORPORATION PLC COM... GB00BMXNWH07	329.50	-0.60% -2.00		24/04/17 15:12:32	1,700 560,738.00
NORDEA BANK ABP FI4000297767	79.38	1.80% 1.40	█	24/04/17 15:14:16	531,024 42,007,530.48
NORDFYNS BANK A/S DK0061295441	340.00	0.59% 2.00	█	24/04/17 12:48:01	39 13,468.00
NORDIC SHIPHOLDING A/S DK0060083996	0.04	-% -		23/12/27 16:32:58	27,748 1,069.92
NORTH MEDIA A/S DK0010270347	61.40	-0.97% -0.60		24/04/17 15:13:39	6,924 427,964.20
NOVO-NORDISK AS B DK0062498333	875.70	0.95% 8.20	█	24/04/17 15:14:23	638,034 554,289,270.10

NOVONESIS A/S SER. B DK0060336014	384.30	0.47% 1.80		24/04/17 15:14:23	104,328 40,101,556.50
NTG NORDIC TRANSPORT GROU... DK0061141215	278.50	1.46% 4.00		24/04/17 14:47:17	3,385 941,090.00
NTR HOLDING B A/S DK0010027671	4.06	0.00% 0.00		24/04/17 09:01:33	26 105.56
OERSTED A/S DK0060094928	377.60	-1.51% -5.80		24/04/17 15:14:27	315,478 119,641,193.75
ORPHAZYME A/S DK0062502894	1,050.00	0.04% 0.40		24/04/17 09:10:27	3 3,030.40
PANDORA A/S DK0060252690	1,084.00	1.59% 17.00		24/04/17 15:11:47	35,996 38,797,083.75
PARK STREET A/S 'A' DK0010158500	11.40	0.00% 0.00		24/04/17 14:15:58	6,115 69,751.00
PARKEN SPORT & ENTERTAINM... DK0010237643	120.50	0.42% 0.50		24/04/17 14:05:39	3,856 466,206.00
PER AARSLEFF HOLDING B A/... DK0060700516	320.00	-0.16% -0.50		24/04/17 15:11:58	5,286 1,694,383.00
PHARMA EQUITY GROUP A/S '... DK0061155009	0.30	2.74% 0.01		24/04/17 13:45:32	329,726 98,113.07
PRIME OFFICE A/S DK0060137594	179.00	0.00% 0.00		24/04/17 13:19:11	262 46,898.00
RIAS B A/S DK0010125848	670.00	3.88% 25.00		24/04/16 12:08:21	44 29,480.00
RINGKJØBING LANDBOBANK A/... DK0060854669	1,222.00	1.75% 21.00		24/04/17 15:02:00	6,684 8,163,389.00
ROBLON B A/S DK0060485019	82.00	1.23% 1.00		24/04/17 14:08:54	55 4,507.00
ROCKWOOL A/S SER. 'A' DK0010219070	2,210.00	0.91% 20.00		24/04/17 14:38:54	2,515 5,558,000.00
ROCKWOOL A/S SER. 'B' DK0010219153	2,226.00	1.27% 28.00		24/04/17 15:12:56	14,989 33,213,145.00
ROVSING A/S DK0061152170	36.20	-4.74% -1.80		24/04/17 14:50:29	160 5,893.00
ROYAL UNIBREW A/S DK0060634707	434.40	1.88% 8.00		24/04/17 15:13:25	44,334 19,074,015.10
RTX A/S DK0010267129	95.00	-0.21% -0.20		24/04/17 14:27:52	941 89,315.00
SAS AB SE0003366871	0.016	-1.23% -0.00		24/04/17 15:12:10	4,745,865 77,030.38
SCANDINAVIAN BRAKE SYSTEM... DK0060042612	11.65	0.43% 0.05		24/04/17 12:13:10	120 1,397.00
SCANDINAVIAN INVESTMENT G... DK0060038933	3.14	-3.09% -0.10		24/04/17 15:10:34	8,152 25,776.52