

# OMX COPENHAGEN\_PI

ISIN: **DK0060488385** WKN: -

## Overview

2023/09/28 17:05:00	
<b>Price</b>	<b>1,532.8584</b>
DKK	
<b>Difference</b>	<span style="color: green;">↗</span> 0.37% (5.60)
<b>General attributes</b>	
ISIN	DK0060488385
Symbol	-
Country	Denmark
Instruments in index	126
Type of index	Price Index
Security type	Index
<b>Market data</b>	
Open	1,536.0136 DKK
High	1,538.0164 DKK
Low	1,525.9010 DKK
Close (prev. day)	1,527.2596 DKK
Trading volume (m)	-
Volume (pcs)	-



Information about previous performance does not guarantee future performance.  
Source: FactSet

### Top 5

Name	Price	+ - (%)	Trend
NORDIC SHI...	0.0548	+11.84	<span style="color: green;">↗</span>
ORPHAZYME ...	1.05	+9.15	<span style="color: green;">↗</span>
PHARMA EQU...	0.374	+8.09	<span style="color: green;">↗</span>
ÖSSUR HF	28.45	+6.16	<span style="color: green;">↗</span>
SAS AB	0.2594	+5.20	<span style="color: green;">↗</span>

Intraday 1w 1m 6m 1y 3y

### Flop 5

Name	Price	+ - (%)	Trend
CARLSBERG ...	1,195.00	-5.91	<span style="color: red;">↘</span>
GREENMOBIL...	33.00	-5.44	<span style="color: red;">↘</span>
BIOPORTO A...	1.526	-4.98	<span style="color: red;">↘</span>
ROYAL UNIB...	532.40	-3.34	<span style="color: red;">↘</span>
TCM GROUP ...	49.50	-2.56	<span style="color: red;">↘</span>

### Recent research

on market			
Date		Headline	Download
2023/09/26		Global Strategy 4Q 2023	<a href="#">Download</a>
2023/09/26		Global Strategy 4Q 2023	<a href="#">Download</a>
2023/09/08		Global Equity Ratings	<a href="#">Download</a>
2023/09/08		Aktienempfehlungen Global	<a href="#">Download</a>
2023/09/06		Oberbank AG	<a href="#">Download</a>

Intraday 1w 1m 6m 1y 3y

**Futures and Options**

Related Futures -

Related Options -

## Details

2023/09/28 17:05:00

Price

**1,532.8584**

DKK

Difference



0.37% (5.60)

### General attributes

ISIN DK0060488385

Symbol -

Country Denmark

Security type Index

Instruments in index 126

### Market data

Open 1,536.0136 DKK

High 1,538.0164 DKK

Low 1,525.9010 DKK

Close (prev. day) 1,527.2596 DKK

Trading volume (m) -

Volume (pcs) -

### Performance and Risk

	6m	1y	3y
Perf (%)	+4.51%	+28.15%	+41.59%
Perf (abs.)	+66.20	+336.72	+450.26
Beta	-	-	-
Volatility	18.37	16.87	18.81



Information about previous performance does not guarantee future performance.  
Source: FactSet

### Price data














Ø price 5 days   Ø volume 5 days (pcs.)	1,529.8934 DKK (0)
Ø price 30 days   Ø volume 30 days (pcs.)	1,558.2274 DKK (0)
Ø price 100 days   Ø volume 100 days (pcs.)	1,526.4346 DKK (0)
Ø price 250 days   Ø volume 250 days (pcs.)	1,448.4866 DKK (0)
YTD High   date	1,598.5400 DKK (2023/08/09)
YTD Low   date	1,379.9177 DKK (2023/01/25)
52 Weeks High   date	1,598.5400 DKK (2023/08/09)
52 Weeks Low   date	1,165.0008 DKK (2022/10/03)

## Composition

Name  ISIN	Price	Diff %  Diff +/-	Performance 	Date Time	Turnover Pc.  Turnover Money 
A.P. MOLLER-MAERSK A/S CL... DK0010244425	12,420.00	0.65% 80.00		23/09/28 16:59:37	4,003 49,744,928.00
A.P. MOLLER-MAERSK B DK0010244508	12,605.00	0.96% 120.00		23/09/28 16:59:36	13,980 176,072,787.60
AALBORG BOLDSPILKLUB A/S DK0060868966	41.00	0.49% 0.20		23/09/28 16:48:47	116 4,762.00
AGAT EJENDOMME A/S DK0010258995	2.02	2.02% 0.04		23/09/28 16:59:53	156,639 293,149.78
AGF A/S CLASS B DK0010263722	0.63	0.00% 0.00		23/09/28 16:24:19	42,132 26,289.89
ALK-ABELLÓ B A/S DK0061802139	79.50	-0.87% -0.70		23/09/28 16:59:52	220,324 17,542,206.79
ALM BRAND A/S DK0015250344	10.45	0.48% 0.05		23/09/28 16:59:49	711,092 7,402,011.26
AMBU A/S DK0060946788	72.58	-1.89% -1.40		23/09/28 16:59:34	486,096 35,365,773.16
AQUAPORIN A/S DKK1 DK0061555109	67.60	0.60% 0.40		23/09/28 16:59:39	856 59,064.60
ATLANTIC PETROLEUM P/F FO000A0DN9X4	4.015	0.38% 0.02		23/09/28 15:05:13	1,330 5,541.98
BANG & OLUFSEN A/S DK0010218429	8.53	-0.58% -0.05		23/09/28 16:59:39	98,935 842,922.94
BANKNORDIK P/F FO0000000088	165.00	-1.20% -2.00		23/09/28 16:59:33	3,192 537,158.50
BAVARIAN NORDIC A/S DK0015998017	153.80	-0.42% -0.65		23/09/28 16:59:36	181,827 27,999,785.30
BIOPORTO A/S DK0011048619	1.526	-4.98% -0.08		23/09/28 16:59:39	516,016 812,265.99
BOOZT AB SE0009888738	56.70	-1.48% -0.85		23/09/28 16:51:33	37,372 2,106,954.00
BRD. KLEE B A/S DK0010129089	3,500.00	2.34% 80.00		23/09/15 10:17:04	1 3,500.00
BRODRENE HARTMANN A/S DK0010256197	322.00	-2.42% -8.00		23/09/28 16:59:58	15,858 5,135,879.00
BRØNDBYERNES IF FODBOLD A... DK0010247956	0.598	2.05% 0.01		23/09/28 16:37:36	77,185 45,939.77
CARLSBERG A A/S DK0010181676	1,195.00	-5.91% -75.00		23/09/28 16:54:43	961 1,171,870.00
CARLSBERG A/S SER. 'B' DK0010181759	894.40	-1.19% -10.80		23/09/28 16:59:32	235,235 205,895,224.30
CBRAIN A/S DK0060030286	196.00	3.05% 5.80		23/09/28 16:59:34	30,489 5,941,433.60
CEMAT A/S DK0010271584	0.864	2.13% 0.02		23/09/28 16:35:31	149,204 127,893.45
CHEMOMETEC A/S DK0060055861	323.00	0.94% 3.00		23/09/28 16:59:37	56,231 18,207,891.70

CHRISTIAN HANSEN HOLDING ... DK0060227585	427.20	-0.97% -4.20		23/09/28 16:59:47	116,470 49,940,930.95
COLOPLAST A/S SER. B DK0060448595	742.00	-0.51% -3.80		23/09/28 16:59:45	203,860 151,314,117.80
COLUMBUS A/S DK0010268366	6.34	0.00% 0.00		23/09/28 14:29:04	4,189 26,297.14
COPENHAGEN CAPITAL A/S DK0060093607	6.20	0.00% 0.00		23/09/27 15:17:01	3,547 21,990.05
DAMPSKIBSSELSKABET NORDEN... DK0060083210	394.40	-0.50% -2.00		23/09/28 16:59:31	52,529 20,714,215.00
DANSKE ANDELKASSERS BANK... DK0060299063	10.20	-1.92% -0.20		23/09/28 12:27:13	3,936 40,292.80
DANSKE BANK A/S DK0010274414	165.00	0.92% 1.50	█	23/09/28 16:59:38	707,929 116,437,875.03
DANTAX A/S DK0015205637	290.00	2.11% 6.00	█	23/09/28 16:59:48	100 29,000.00
DEMANT A/S DK0060738599	291.60	1.07% 3.10	█	23/09/28 16:59:33	201,105 58,440,771.75
DFDS A/S DK0060655629	227.80	-0.09% -0.20		23/09/28 16:59:50	20,767 4,740,453.40
DJURSLANDS BANK A/S DK0060136273	440.00	-0.45% -2.00		23/09/28 16:36:44	1,942 850,280.00
DSV A/S DK0060079531	1,315.50	1.23% 16.00	█	23/09/28 16:59:34	264,775 346,501,438.50
EAC INVEST A/S DK0061277894	11,300.00	0.00% 0.00		23/09/26 15:00:25	1 11,300.00
FAST EJENDOM DANMARK A/S DK0060522746	121.00	-3.20% -4.00		23/09/27 15:43:05	776 95,996.00
FIRSTFARMS A/S DK0060056166	72.80	0.00% 0.00		23/09/28 16:09:48	1,387 99,873.20
FLSMIDTH & CO. A/S DK0010234467	306.00	-0.13% -0.40		23/09/28 16:59:59	77,510 23,639,880.70
FLUGGER GROUP A/S SER. B DK0010218189	310.00	-1.27% -4.00		23/09/28 15:19:22	347 107,710.00
FYNISKE BANK A/S DK0060520377	145.00	0.00% 0.00		23/09/28 10:41:22	223 32,190.00
GABRIEL HOLDING A/S DK0060124691	300.00	1.35% 4.00	█	23/09/28 14:10:58	119 35,932.00
GENMAB A/S DK0010272202	2,491.00	-0.99% -25.00		23/09/28 16:59:45	118,936 297,255,241.50
GERMAN HIGH STREET PROPER... DK0060093524	119.00	3.48% 4.00	█	23/09/22 13:07:20	146 17,374.00
GLUNZ & JENSEN HOLDING A/... DK0010249309	70.00	0.00% 0.00		23/09/28 14:13:12	90 6,300.00
GN STORE NORD A/S DK0010272632	125.15	1.58% 1.95	█	23/09/28 16:59:47	691,986 86,487,711.01
GREEN HYDROGEN SYSTEMS A/... DK0061540341	7.90	-0.25% -0.02		23/09/28 16:59:47	171,069 1,353,040.95
GREENMOBILITY A/S DK0060817898	33.00	-5.44% -1.90		23/09/28 16:41:53	2,379 79,420.20
GRØNLANDSBANKEN A/S DK0010230630	625.00	0.81% 5.00	█	23/09/28 13:20:04	11 6,825.00
GYLDENDAL A A/S DK0010247527	1,450.00	3.57% 50.00	█	23/09/06 16:48:01	4 5,800.00
GYLDENDAL B A/S	350.00	-0.57%		23/09/27	4

DK0010247600					10:58:28	1,400.00
H+H INTERNATIONAL A/S DK0015202451	67.50	1.20% 0.80		23/09/28 16:59:31	14,939 1,000,509.10	
H. LUNDBECK A/S SER. A DK0061804697	33.00	1.54% 0.50		23/09/28 16:59:35	78,853 2,581,932.52	
H. LUNDBECK A/S SER. B DK0061804770	38.30	1.97% 0.74		23/09/28 16:59:30	683,202 25,981,836.04	
HARBOES BRYGGERI B A/S DK0060014751	72.20	3.44% 2.40		23/09/28 16:53:12	15,984 1,137,882.60	
HUSCOMPAGNIET A/S DKK5 DK0061412855	47.85	-0.21% -0.10		23/09/28 16:44:27	9,019 438,868.00	
HVIDBJERG BANK A/S DK0060135978	108.00	0.00% 0.00		23/09/28 10:58:44	100 10,800.00	
INTERMAIL B A/S DK0010212224	10.00	-1.96% -0.20		23/09/28 16:52:19	408 4,100.00	
ISS A/S DK0060542181	108.05	0.32% 0.35		23/09/28 16:59:56	505,288 54,418,258.83	
JEUDAN A/S DK0061282464	234.00	-1.68% -4.00		23/09/28 16:13:44	261 61,235.00	
JYSKE BANK A/S DK0010307958	513.20	0.20% 1.00		23/09/28 16:59:58	51,383 26,311,608.50	
KREDITBANKEN A/S DK0010253764	4,220.00	-0.94% -40.00		23/09/28 13:41:29	39 164,620.00	
KØBENHAVNS LUFTHAVNE A/S DK0010201102	4,800.00	1.27% 60.00		23/09/28 16:33:37	24 114,150.00	
LOLLANDS BANK A/S DK0060000107	560.00	-0.88% -5.00		23/09/28 12:07:58	25 14,000.00	
LUXOR B A/S DK0010213628	590.00	-2.48% -15.00		23/09/28 12:31:47	50 29,905.00	
LÅN OG SPAR BANK A/S DK0010201532	685.00	0.74% 5.00		23/09/28 15:02:18	3 2,055.00	
MATAS A/S DK0060497295	98.00	1.45% 1.40		23/09/28 16:59:53	44,353 4,332,715.70	
MT HOJGAARD HOLDING A/S C... DK0010255975	102.00	-1.45% -1.50		23/09/28 13:29:36	257 26,214.00	
MØNS BANK A/S DK0060133841	206.00	0.49% 1.00		23/09/28 10:50:12	623 128,114.00	
NETCOMPANY GROUP A/S DK0060952919	263.80	-1.35% -3.60		23/09/28 16:59:58	112,104 29,864,389.70	
NEWCAP HOLDING A/S DK0010212570	0.178	0.00% 0.00		23/09/28 16:52:53	20,295 3,586.16	
NILFISK HOLDING A/S DKK20 DK0060907293	124.60	1.14% 1.40		23/09/28 16:59:32	6,603 812,093.20	
NKT A/S DK0010287663	347.40	0.64% 2.20		23/09/28 16:59:31	44,746 15,496,638.60	
NNIT A/S DKK10 DK0060580512	82.20	-0.24% -0.20		23/09/28 16:52:59	13,398 1,101,070.20	
NOBLE CORPORATION PLC COM... GB00BMXNWH07	363.00	-0.82% -3.00		23/09/28 16:59:50	17,730 6,442,640.00	
NORDEA BANK ABP FI4000297767	77.28	0.98% 0.75		23/09/28 16:59:36	477,873 36,773,369.03	
NORDFYNS BANK A/S DK0061295441	270.00	3.05% 8.00		23/09/28 15:44:12	1,847 495,450.00	
NORDIC SHIPHOLDING A/S DK0060083996	0.0548	11.84% 0.01		23/09/28 16:23:28	211,697 12,349.61	

NORTH MEDIA A/S DK0010270347	57.80	1.58% 0.90		23/09/28 15:28:17	5,697 328,638.90
NOVO-NORDISK AS B DK0062498333	651.50	0.62% 4.00		23/09/28 16:59:47	2,147,092 1,398,821,731.45
NOVOZYMES A/S SER. B DK0060336014	280.70	-1.37% -3.90		23/09/28 16:59:42	446,015 125,482,408.20
NTG NORDIC TRANSPORT GROU... DK0061141215	357.50	-0.14% -0.50		23/09/28 16:59:53	14,478 5,195,424.75
NTR HOLDING B A/S DK0010027671	6.12	-0.65% -0.04		23/09/27 12:22:00	100 612.00
OERSTED A/S DK0060094928	382.80	-0.47% -1.80		23/09/28 16:59:48	572,793 219,839,800.30
ORPHAZYME A/S DK0060910917	1.05	9.15% 0.09		23/09/28 16:25:47	9,356 9,520.40
PANDORA A/S DK0060252690	726.60	2.17% 15.40		23/09/28 16:59:34	389,123 282,597,377.90
PARK STREET A/S 'A' DK0010158500	9.30	0.00% 0.00		23/09/26 09:00:01	100 930.00
PARKEN SPORT & ENTERTAINM... DK0010237643	123.00	-1.20% -1.50		23/09/28 16:59:41	1,958 242,161.50
PER AARSLEFF HOLDING B A/... DK0060700516	323.50	2.86% 9.00		23/09/28 16:59:49	12,727 4,106,892.00
PHARMA EQUITY GROUP A/S '... DK0061155009	0.374	8.09% 0.03		23/09/28 16:21:49	478,173 174,861.75
PRIME OFFICE A/S DK0060137594	200.00	0.50% 1.00		23/09/28 13:23:15	1,249 249,000.00
RIAS B A/S DK0010125848	650.00	0.00% 0.00		23/09/28 16:54:25	76 49,400.00
RINGKJØBING LANDBOBANK A/... DK0060854669	1,004.00	0.60% 6.00		23/09/28 16:59:54	85,185 85,311,670.36
ROBLON B A/S DK0060485019	110.00	1.38% 1.50		23/09/28 16:53:35	3,654 366,918.00
ROCKWOOL A/S SER. 'A' DK0010219070	1,662.00	0.97% 16.00		23/09/28 16:59:58	393 632,636.00
ROCKWOOL A/S SER. 'B' DK0010219153	1,657.50	0.73% 12.00		23/09/28 16:59:38	28,037 46,357,121.75
ROVSING A/S DK0061152170	43.00	-1.83% -0.80		23/09/28 09:38:13	223 9,421.00
ROYAL UNIBREW A/S DK0060634707	532.40	-3.34% -18.40		23/09/28 16:59:32	170,123 90,666,476.11
RTX A/S DK0010267129	84.20	-1.41% -1.20		23/09/28 16:53:25	5,548 465,937.40
SAS AB SE0003366871	0.17	5.20% 0.01		23/09/28 16:59:45	13,776,158 2,234,533.36