

OMX COPENHAGEN_PI

ISIN: DK0060488385

WKN: -

Overview

2022/08/19 17:05:00

Price

1,365.0564

DKK

Difference ▲ 0.80% (10.77)

General attributes

ISIN	DK0060488385
Symbol	-
Country	Denmark
Instruments in index	125
Type of index	Price Index
Security type	Index

Market data

Open	1,357.6361 DKK
High	1,374.0867 DKK
Low	1,357.3349 DKK
Close (prev. day)	1,354.2843 DKK
Trading volume (m)	-
Volume (pcs)	-

Top 5

Name ↕	Price	+ - (%)	Trend ↕
FLSMIDTH &...	221.10	+9.84	▲
SKAKO A/S	59.00	+3.51	▲
ROVSING A/...	60.60	+3.41	▲
ROCKWOOL A...	1,666.50	+2.87	▲
GENMAB A/S	2,669.00	+2.65	▲

Intraday 1w 1m 6m 1y 3y

Flop 5

Name ↕	Price	+ - (%)	Trend ↕
DAMPSKIBSS...	374.40	-13.05	▼
NEWCAP HOL...	0.34	-7.61	▼
BIOPORTO A...	1.642	-7.23	▼
COPENHAGEN...	6.05	-6.20	▼

5y




Information about previous performance does not guarantee future performance.

Source: FactSet

Recent research

on market			
Date		Headline	Download
2022/08/18		Global Equity Ratings	Download
2022/08/18		Aktienempfehlungen Global	Download
2022/08/08		Global Equity Ratings	Download
2022/08/08		Aktienempfehlungen Global	Download
2022/07/25		Aktienempfehlungen Global	Download

SAS AB 0.6696 -6.17 

Intraday 1w 1m 6m 1y 3y

Futures and Options

Related Futures -

Related Options -

Details

2022/08/19 17:05:00

Price

1,365.0564

DKK

Difference ▲ **0.80% (10.77)**

General attributes

ISIN	DK0060488385
Symbol	-
Country	Denmark
Security type	Index
Instruments in index	125

Market data

Open	1,357.6361 DKK
High	1,374.0867 DKK
Low	1,357.3349 DKK
Close (prev. day)	1,354.2843 DKK
Trading volume (m)	-
Volume (pcs)	-

Performance and Risk

	6m	1y	3y
Perf (%)	+4.65%	-7.24%	+59.82%
Perf (abs.)	+60.72	-106.48	+510.91
Beta	-	-	-
Volatility	22.34	22.03	19.87



Information about previous performance does not guarantee future performance.
Source: FactSet

Price data


















Ø price 5 days Ø volume 5 days (pcs.)	1,366.3023 DKK (0)
Ø price 30 days Ø volume 30 days (pcs.)	1,369.2087 DKK (0)
Ø price 100 days Ø volume 100 days (pcs.)	1,347.3792 DKK (0)
Ø price 250 days Ø volume 250 days (pcs.)	1,382.3593 DKK (0)
YTD High date	1,490.7858 DKK (2022/01/03)
YTD Low date	1,216.1468 DKK (2022/02/24)
52 Weeks High date	1,508.2538 DKK (2021/11/04)
52 Weeks Low date	1,216.1468 DKK (2022/02/24)

Composition

Name  ISIN	Price	Diff %  Diff +/-	Performance 	Date Time	Turnover Pc.  Turnover Money 
A.P. MOLLER-MAERSK A/S CL... DK0010244425	19,440.00	0.05% 10.00		22/08/19 16:59:31	7,261 141,301,541.63
A.P. MOLLER-MAERSK B DK0010244508	19,665.00	0.18% 35.00		22/08/19 16:59:51	50,976 1,004,154,244.21
AALBORG BOLDSPILKLUB A/S DK0060868966	42.60	0.47% 0.20		22/08/19 13:45:11	2 85.20
AGAT EJENDOMME A/S DK0010258995	2.18	1.40% 0.03		22/08/19 16:54:37	219,707 478,905.70
AGF A/S CLASS B DK0010263722	0.606	0.66% 0.00		22/08/19 16:54:03	234,850 143,844.03
ALK-ABELLÓ B A/S DK0061802139	145.00	1.61% 2.30		22/08/19 16:59:32	100,608 14,534,913.40
ALM BRAND A/S DK0015250344	11.35	-3.81% -0.45		22/08/19 16:59:46	1,108,989 12,719,202.16
AMBU A/S DK0060946788	73.74	2.62% 1.88		22/08/19 16:59:57	1,337,757 97,860,112.52
AQUAPORIN A/S DKK1 DK0061555109	76.80	1.32% 1.00		22/08/19 13:46:16	772 58,061.40
ATLANTIC PETROLEUM P/F FO000A0DN9X4	8.74	1.39% 0.12		22/08/19 16:59:53	7,697 66,594.88
BANG & OLUFSEN A/S DK0010218429	13.86	0.29% 0.04		22/08/19 16:59:44	116,405 1,624,356.34
BANKNORDIK P/F FO0000000088	125.50	-0.79% -1.00		22/08/19 16:54:22	6,367 803,364.50
BAVARIAN NORDIC A/S DK0015998017	361.30	1.49% 5.30		22/08/19 16:59:32	1,311,239 475,111,620.65
BIOPORTO A/S DK0011048619	1.642	-7.23% -0.13		22/08/19 16:59:51	1,134,307 1,909,668.59
BLUE VISION A/S 'A' DK0061155009	0.75	-0.66% -0.01		22/08/19 09:00:00	11,540 8,655.00
BOOZT AB SE0009888738	48.52	-1.02% -0.50		22/08/19 16:59:57	37,903 1,851,337.24
BRD. KLEE B A/S DK0010129089	3,920.00	7.10% 260.00		22/08/18 15:02:21	9 35,280.00
BRODRENE HARTMANN A/S DK0010256197	282.00	-1.05% -3.00		22/08/19 16:54:45	1,483 419,499.00
BRØNDBYERNES IF FODBOLD A... DK0010247956	0.598	1.70% 0.01		22/08/19 16:23:42	222,901 130,347.70
CARLSBERG A A/S DK0010181676	1,215.00	0.41% 5.00		22/08/19 16:42:21	753 916,835.00
CARLSBERG A/S SER. 'B' DK0010181759	1,001.00	0.85% 8.40		22/08/19 16:59:54	203,919 203,129,573.46
CBRAIN A/S DK0060030286	191.30	-2.50% -4.90		22/08/19 16:59:34	28,168 5,421,429.10
CEMAT A/S DK0010271584	0.782	-0.76% -0.01		22/08/19 16:54:19	85,247 66,681.55

CHEMOMETEC A/S DK0060055861	844.50	-0.06% -0.50		22/08/19 16:59:35	21,856 18,546,095.50
CHRISTIAN HANSEN HOLDING ... DK0060227585	470.00	-0.21% -1.00		22/08/19 16:59:48	156,796 73,955,148.30
COLOPLAST A/S SER. B DK0060448595	907.60	-0.07% -0.60		22/08/19 16:59:36	194,442 177,836,350.60
COLUMBUS A/S DK0010268366	8.39	-0.94% -0.08		22/08/19 16:49:45	5,208 43,033.14
COPENHAGEN CAPITAL A/S DK0060093607	6.05	-6.20% -0.40		22/08/19 16:54:27	50 302.50
DAMPSKIBSSELSKABET NORDEN... DK0060083210	374.40	-13.05% -56.20		22/08/19 16:59:38	378,920 144,934,128.90
DANSKE ANDELSKASSERS BANK... DK0060299063	10.75	0.00% 0.00		22/08/19 16:54:46	12,806 137,664.10
DANSKE BANK A/S DK0010274414	100.85	-0.25% -0.25		22/08/19 16:59:58	932,820 93,962,337.97
DANTAX A/S DK0015205637	464.00	-1.28% -6.00		22/08/18 16:30:05	159 74,790.00
DEMANT A/S DK0060738599	239.00	0.29% 0.70		22/08/19 16:59:53	355,584 85,556,574.60
DFDS A/S DK0060655629	295.00	-3.47% -10.60		22/08/19 16:59:34	83,257 24,835,748.50
DJURSLANDS BANK A/S DK0060136273	330.00	-0.60% -2.00		22/08/19 16:54:45	1,603 528,620.00
DSV A/S DK0060079531	1,219.00	0.41% 5.00		22/08/19 16:59:33	325,621 396,982,817.00
EAC INVEST A/S DK0061277894	12,000.00	1.69% 200.00		22/08/19 15:37:51	2 24,000.00
FAST EJENDOM DANMARK A/S DK0060522746	134.00	0.75% 1.00		22/08/18 15:07:18	717 95,639.00
FIRSTFARMS A/S DK0060056166	79.60	-1.49% -1.20		22/08/19 16:54:32	1,896 152,078.60
FLSMIDTH & CO. A/S DK0010234467	221.10	9.84% 19.80		22/08/19 16:59:33	1,031,066 227,068,658.90
FLUGGER GROUP A/S SER. B DK0010218189	512.00	1.19% 6.00		22/08/19 14:48:15	110 55,720.00
FYNISKE BANK A/S DK0060520377	129.00	0.00% 0.00		22/08/19 14:44:45	277 35,733.00
GABRIEL HOLDING A/S DK0060124691	555.00	-3.48% -20.00		22/08/18 13:08:08	30 16,650.00
GENMAB A/S DK0010272202	2,669.00	2.65% 69.00		22/08/19 16:59:57	100,164 265,899,087.00
GERMAN HIGH STREET PROPER... DK0060093524	138.00	-6.76% -10.00		22/08/15 10:00:30	5 690.00
GLUNZ & JENSEN HOLDING A/... DK0010249309	80.50	0.63% 0.50		22/08/17 13:23:57	135 10,905.00
GN STORE NORD A/S DK0010272632	246.70	0.65% 1.60		22/08/19 16:59:31	765,778 189,596,972.20
GREEN HYDROGEN SYSTEMS A/... DK0061540341	15.40	1.85% 0.28		22/08/19 16:59:30	54,482 835,130.68
GREENMOBILITY A/S DK0060817898	74.80	-4.59% -3.60		22/08/19 16:42:20	800 60,946.80
GRØNLANDSBANKEN A/S DK0010230630	615.00	0.00% 0.00		22/08/19 09:48:18	20 12,300.00
GYLDENDAL A A/S	2,200.00	-3.51%		22/08/04	5

DK0010247527			-80.00		11:41:34	11,080.00
GYLDENDAL B A/S DK0010247600	450.00	1.81%	8.00		22/08/19 16:10:10	5 2,250.00
H+H INTERNATIONAL A/S DK0015202451	129.00	-4.16%	-5.60		22/08/19 16:59:44	42,444 5,546,514.00
HARBOES BRYGGERI B A/S DK0060014751	72.40	0.56%	0.40		22/08/19 16:34:20	1,358 99,283.60
HUSCOMPAGNIET A/S DKK5 DK0061412855	62.00	0.65%	0.40		22/08/19 16:59:36	31,402 1,927,054.80
HVIDBJERG BANK A/S DK0060135978	107.00	0.94%	1.00		22/08/19 14:47:07	811 85,937.00
INTERMAIL B A/S DK0010212224	15.00	-3.23%	-0.50		22/08/19 16:03:17	680 10,204.00
ISS A/S DK0060542181	136.40	-0.73%	-1.00		22/08/19 16:59:51	472,631 64,318,581.14
JEUDAN A/S DK0061282464	289.00	0.35%	1.00		22/08/19 16:59:51	339 91,586.00
JYSKE BANK A/S DK0010307958	393.10	-0.93%	-3.70		22/08/19 16:59:48	168,423 66,279,774.10
KREDITBANKEN A/S DK0010253764	4,020.00	-1.47%	-60.00		22/08/18 15:33:03	19 77,060.00
KØBENHAVNS LUFTHAVNE A/S DK0010201102	6,400.00	-0.93%	-60.00		22/08/19 16:22:32	23 146,380.00
LOLLANDS BANK A/S DK0060000107	590.00	0.00%	0.00		22/08/19 10:08:52	2 1,180.00
LUXOR B A/S DK0010213628	745.00	1.36%	10.00		22/08/19 11:28:20	1 745.00
LÅN OG SPAR BANK A/S DK0010201532	655.00	0.00%	0.00		22/08/19 15:56:45	72 47,000.00
MAERSK DRILLING A/S DK0061135753	368.00	-0.05%	-0.20		22/08/19 16:59:56	119,291 43,152,974.60
MATAS A/S DK0060497295	82.05	-1.20%	-1.00		22/08/19 16:59:52	100,181 8,245,011.95
MT HOJGAARD HOLDING A/S C... DK0010255975	139.00	0.72%	1.00		22/08/19 14:03:45	961 132,639.00
MØNS BANK A/S DK0060133841	225.00	0.45%	1.00		22/08/19 14:15:14	435 97,195.00
NETCOMPANY GROUP A/S DK0060952919	311.20	-3.47%	-11.20		22/08/19 16:59:37	168,754 53,282,858.80
NEWCAP HOLDING A/S DK0010212570	0.34	-7.61%	-0.03		22/08/19 16:51:21	15,250 5,295.50
NILFISK HOLDING A/S DKK20 DK0060907293	175.00	-2.45%	-4.40		22/08/19 16:59:50	18,663 3,291,732.10
NKT A/S DK0010287663	384.60	2.34%	8.80		22/08/19 16:59:49	116,000 44,527,364.00
NNIT A/S DKK10 DK0060580512	71.80	0.56%	0.40		22/08/19 16:59:34	9,662 694,558.30
NORDEA BANK ABP FI4000297767	71.66	-0.60%	-0.43		22/08/19 16:59:34	319,545 22,710,912.04
NORDFYNS BANK A/S DK0061295441	230.00	0.00%	0.00		22/08/19 12:05:24	255 58,650.00
NORDIC SHIPHOLDING A/S DK0060083996	0.09	-3.43%	-0.00		22/08/19 16:52:37	57,839 5,713.11
NORTH MEDIA A/S DK0010270347	81.30	-0.85%	-0.70		22/08/19 16:54:45	4,550 371,871.30

NOVO-NORDISK AS B DK0060534915	771.00	1.88% 14.20		22/08/19 16:59:36	1,733,044 1,334,772,355.30
NOVOZYMES A/S SER. B DK0060336014	457.00	1.56% 7.00		22/08/19 16:59:58	303,111 138,815,070.00
NTG NORDIC TRANSPORT GROU... DK0061141215	341.00	-2.01% -7.00		22/08/19 16:59:56	17,216 5,908,699.00
NTR HOLDING B A/S DK0010027671	5.15	-1.90% -0.10		22/08/19 11:38:49	1,265 6,494.75
OERSTED A/S DK0060094928	784.50	-0.32% -2.50		22/08/19 16:59:55	328,626 258,587,938.35
ORPHAZYME A/S DK0060910917	1.61	-0.12% -0.00		22/08/19 13:30:32	36,537 60,418.39
PANDORA A/S DK0060252690	485.50	1.76% 8.40		22/08/19 16:59:50	401,762 194,572,994.50
PARK STREET A/S 'A' DK0010158500	14.30	1.42% 0.20		22/08/18 11:43:37	2,028 28,687.60
PARKEN SPORT & ENTERTAINM... DK0010237643	88.60	0.23% 0.20		22/08/19 16:10:18	734 63,982.00
PER AARSLEFF HOLDING B A/... DK0060700516	219.50	1.15% 2.50		22/08/19 16:59:40	10,540 2,287,116.00
PRIME OFFICE A/S DK0060137594	258.00	6.61% 16.00		22/08/18 12:17:34	104 26,658.00
RIAS B A/S DK0010125848	615.00	0.00% 0.00		22/08/19 14:56:35	36 21,720.00
RINGKJØBING LANDBOBANK A/... DK0060854669	808.00	0.37% 3.00		22/08/19 16:59:55	21,269 17,111,758.00
ROBLON B A/S DK0060485019	173.00	-0.29% -0.50		22/08/19 16:10:01	215 37,095.00
ROCKWOOL A/S SER. 'A' DK0010219070	1,666.00	2.46% 40.00		22/08/19 16:59:57	7,166 11,881,732.00
ROCKWOOL A/S SER. 'B' DK0010219153	1,666.50	2.87% 46.50		22/08/19 16:59:37	86,005 141,720,850.50
ROVSING A/S DK0061152170	60.60	3.41% 2.00		22/08/19 16:39:54	2,478 152,469.00
ROYAL UNIBREW A/S DK0060634707	600.60	1.28% 7.60		22/08/19 16:59:42	132,157 78,600,781.30
RTX A/S DK0010267129	154.00	-0.39% -0.60		22/08/19 15:45:13	698 107,753.20
SANISTÅL A/S DK0010245661	85.60	0.71% 0.60		22/08/19 14:02:47	882 74,971.20
SAS AB SE0003366871	0.4682	-6.17% -0.03		22/08/19 16:59:55	10,448,742 5,004,433.94
SCANDINAVIAN BRAKE SYSTEM... DK0060042612	9.04	-0.22% -0.02		22/08/19 16:59:56	5,956 52,439.92