

OMX COPENHAGEN_PI

ISIN: DK0060488385

WKN: -

Overview

2022/08/17 15:53:43

Price

1,374.5071

DKK

Difference ▲ 0.50% (6.77)

General attributes

ISIN DK0060488385

Symbol -

Country Denmark

Instruments in index 125

Type of index Price Index

Security type Index

Market data

Open 1,370.7234 DKK

High 1,385.2155 DKK

Low 1,368.9798 DKK

Close (prev. day) 1,367.7329 DKK

Trading volume (m) -

Volume (pcs) -

Top 5

Name ↕	Price	+ - (%)	Trend ↕
BLUE VISIO...	0.815	+8.67	▲
COLOPLAST	900.20	+8.64	▲
...			
SCANDINAVI...	9.08	+8.61	▲
MATAS A/S	82.00	+6.84	▲
BRD. KLEE ...	3,920.00	+5.95	▲

Intraday 1w 1m 6m 1y 3y

Flop 5

Name ↕	Price	+ - (%)	Trend ↕
NETCOMPANY...	306.20	-5.96	▼
MT HOJGAAR...	130.50	-5.78	▼
NKT A/S	366.40	-5.32	▼
BIOPORTO A...	1.678	-4.66	▼

5y




Information about previous performance does not guarantee future performance.

Source: FactSet

Recent research

on market		
Date	Headline	Download
2022/08/08	🇩🇰 Global Equity Ratings	Download
2022/08/08	🇩🇪 Aktienempfehlungen Global	Download
2022/07/25	🇩🇪 Aktienempfehlungen Global	Download
2022/07/19	🇩🇪 Aktienempfehlungen Global	Download
2022/07/19	🇩🇰 Baltics Outlook Steering economies through diffi...	Download

ROCKWOOL A... 1,795.50 -4.60 

Intraday 1w 1m 6m 1y 3y

Futures and Options

Related Futures -

Related Options -

Details

2022/08/17 15:53:43

Price

1,374.5071

DKK

 Difference ▲ 0.50% (6.77)

General attributes

ISIN	DK0060488385
Symbol	-
Country	Denmark
Security type	Index
Instruments in index	125

Market data

Open	1,370.7234 DKK
High	1,385.2155 DKK
Low	1,368.9798 DKK
Close (prev. day)	1,367.7329 DKK
Trading volume (m)	-
Volume (pcs)	-

Performance and Risk

	6m	1y	3y
Perf (%)	+2.38%	-6.19%	+60.43%
Perf (abs.)	+31.73	-90.30	+515.18
Beta	-	-	-
Volatility	22.51	22.02	19.88



Information about previous performance does not guarantee future performance.
Source: FactSet

Price data





















Ø price 5 days Ø volume 5 days (pcs.)	1,377.5625 DKK (0)
Ø price 30 days Ø volume 30 days (pcs.)	1,364.7894 DKK (0)
Ø price 100 days Ø volume 100 days (pcs.)	1,348.2661 DKK (0)
Ø price 250 days Ø volume 250 days (pcs.)	1,383.7663 DKK (0)
YTD High date	1,490.7858 DKK (2022/01/03)
YTD Low date	1,216.1468 DKK (2022/02/24)
52 Weeks High date	1,508.2538 DKK (2021/11/04)
52 Weeks Low date	1,216.1468 DKK (2022/02/24)

Composition

Name  ISIN	Price	Diff %  Diff +/-	Performance 	Date Time	Turnover Pc.  Turnover Money 
A.P. MOLLER-MAERSK A/S CL... DK0010244425	19,780.00	-1.00% -200.00		22/08/17 15:52:32	1,773 35,409,810.00
A.P. MOLLER-MAERSK B DK0010244508	20,000.00	-1.04% -210.00		22/08/17 15:53:26	11,620 234,763,755.00
AALBORG BOLDSPILKLUB A/S DK0060868966	43.00	0.00% 0.00		22/08/17 11:45:08	32 1,376.00
AGAT EJENDOMME A/S DK0010258995	2.14	0.00% 0.00		22/08/17 13:05:59	6,346 13,521.98
AGF A/S CLASS B DK0010263722	0.614	1.99% 0.01	█	22/08/17 15:49:51	238,929 143,599.62
ALK-ABELLÓ B A/S DK0061802139	144.60	0.42% 0.60		22/08/17 15:54:00	98,007 14,269,439.90
ALM BRAND A/S DK0015250344	11.52	0.17% 0.02		22/08/17 15:52:36	657,510 7,595,775.33
AMBU A/S DK0060946788	75.42	-0.40% -0.30		22/08/17 15:54:10	443,137 33,808,361.58
AQUAPORIN A/S DKK1 DK0061555109	77.00	-2.53% -2.00		22/08/17 15:46:05	3,641 272,044.00
ATLANTIC PETROLEUM P/F FO000A0DN9X4	8.98	5.40% 0.46	█	22/08/17 15:37:06	12,363 93,121.24
BANG & OLUFSEN A/S DK0010218429	14.60	-1.02% -0.15		22/08/17 15:52:44	99,374 1,473,276.15
BANKNORDIK P/F FO0000000088	128.00	0.79% 1.00		22/08/17 15:25:08	1,900 240,898.50
BAVARIAN NORDIC A/S DK0015998017	357.50	0.56% 2.00		22/08/17 15:54:13	882,756 316,158,637.40
BIOPORTO A/S DK0011048619	1.678	-4.66% -0.08		22/08/17 15:52:06	1,544,931 2,747,576.26
BLUE VISION A/S 'A' DK0061155009	0.815	8.67% 0.07	█	22/08/17 14:52:41	32,000 26,080.00
BOOZT AB SE0009888738	49.06	-4.55% -2.34		22/08/17 15:46:17	61,905 3,107,171.49
BRD. KLEE B A/S DK0010129089	3,920.00	5.95% 220.00	█	22/08/17 13:46:53	2 7,840.00
BRODRENE HARTMANN A/S DK0010256197	297.50	-1.33% -4.00		22/08/17 15:49:59	1,481 440,658.50
BRØNDBYERNES IF FODBOLD A... DK0010247956	0.589	0.00% 0.00		22/08/17 14:13:19	42,640 24,956.14
CARLSBERG A A/S DK0010181676	1,250.00	1.63% 20.00	█	22/08/17 15:44:57	923 1,155,870.00
CARLSBERG A/S SER. 'B' DK0010181759	989.80	3.13% 30.00	█	22/08/17 15:53:29	191,140 189,345,983.15
CBRAIN A/S DK0060030286	202.60	-1.84% -3.80		22/08/17 15:53:43	79,982 16,463,833.40
CEMAT A/S DK0010271584	0.802	-0.25% -0.00		22/08/17 14:26:49	32,013 25,465.03

CHEMOMETEC A/S DK0060055861	839.50	-0.65% -5.50		22/08/17 15:53:18	10,494 8,882,912.00
CHRISTIAN HANSEN HOLDING ... DK0060227585	481.60	1.20% 5.70	█	22/08/17 15:54:09	83,773 40,440,870.50
COLOPLAST A/S SER. B DK0060448595	900.20	8.64% 71.60	█	22/08/17 15:53:50	252,879 222,809,211.80
COLUMBUS A/S DK0010268366	8.48	0.12% 0.01		22/08/17 15:43:55	15,566 129,199.60
COPENHAGEN CAPITAL A/S DK0060093607	6.45	0.00% 0.00		22/08/17 14:38:13	5,784 36,777.80
DAMPSKIBSSELSKABET NORDEN... DK0060083210	357.60	-0.11% -0.40		22/08/17 15:49:48	69,444 24,593,660.20
DANSKE ANDELSKASSERS BANK... DK0060299063	10.70	-0.47% -0.05		22/08/17 15:00:43	11,251 121,484.20
DANSKE BANK A/S DK0010274414	101.75	-1.64% -1.70		22/08/17 15:53:36	498,262 51,162,559.41
DANTAX A/S DK0015205637	470.00	0.00% 0.00		22/08/17 13:47:21	1 470.00
DEMANT A/S DK0060738599	247.10	1.52% 3.70	█	22/08/17 15:54:02	511,137 128,040,122.95
DFDS A/S DK0060655629	297.80	-2.49% -7.60		22/08/17 15:54:13	60,396 18,188,700.20
DJURSLANDS BANK A/S DK0060136273	330.00	-0.60% -2.00		22/08/16 16:54:45	665 219,550.00
DSV A/S DK0060079531	1,223.00	0.00% 0.00		22/08/17 15:54:01	131,380 161,854,315.25
EAC INVEST A/S DK0061277894	12,000.00	-1.64% -200.00		22/08/17 10:21:03	2 24,000.00
FAST EJENDOM DANMARK A/S DK0060522746	133.00	0.00% 0.00		22/08/17 11:12:52	31 4,123.00
FIRSTFARMS A/S DK0060056166	81.40	-0.25% -0.20		22/08/16 16:44:17	1,505 120,719.40
FLSMIDTH & CO. A/S DK0010234467	199.50	-1.72% -3.50		22/08/17 15:54:10	60,325 12,130,651.55
FLUGGER GROUP A/S SER. B DK0010218189	514.00	0.00% 0.00		22/08/17 15:28:00	185 95,170.00
FYNISKE BANK A/S DK0060520377	129.00	0.00% 0.00		22/08/17 11:53:48	1,327 147,374.00
GABRIEL HOLDING A/S DK0060124691	575.00	3.60% 20.00	█	22/08/17 12:05:37	30 17,250.00
GENMAB A/S DK0010272202	2,660.00	0.42% 11.00		22/08/17 15:54:09	49,667 131,915,936.00
GERMAN HIGH STREET PROPER... DK0060093524	138.00	-6.76% -10.00		22/08/15 10:00:30	5 690.00
GLUNZ & JENSEN HOLDING A/... DK0010249309	80.50	0.63% 0.50	█	22/08/17 13:23:57	135 10,905.00
GN STORE NORD A/S DK0010272632	237.70	0.34% 0.80		22/08/17 15:54:00	381,770 91,174,196.70
GREEN HYDROGEN SYSTEMS A/... DK0061540341	15.48	0.00% 0.00		22/08/17 15:50:22	21,766 336,289.08
GREENMOBILITY A/S DK0060817898	81.00	2.53% 2.00	█	22/08/17 14:33:37	330 26,281.20
GRØNLANDSBANKEN A/S DK0010230630	620.00	0.00% 0.00		22/08/17 13:45:41	106 65,450.00
GYLDENDAL A A/S	2,200.00	-3.51%		22/08/04	5

DK0010247527		-80.00		11:41:34	11,080.00
GYLDENDAL B A/S DK0010247600	442.00	-1.78% -8.00		22/08/17 11:29:01	22 9,282.00
H+H INTERNATIONAL A/S DK0015202451	147.20	-2.13% -3.20		22/08/17 15:50:00	7,669 1,141,502.00
HARBOES BRYGGERI B A/S DK0060014751	72.00	-0.28% -0.20		22/08/17 14:44:05	1,088 59,524.20
HUSCOMPAGNIET A/S DKK5 DK0061412855	66.80	-2.62% -1.80		22/08/17 15:35:17	22,384 1,521,760.50
HVIDBJERG BANK A/S DK0060135978	104.00	0.00% 0.00		22/08/16 16:54:45	1,968 205,290.00
INTERMAIL B A/S DK0010212224	16.90	-0.59% -0.10		22/08/17 15:14:20	4,238 74,279.40
ISS A/S DK0060542181	141.85	-1.12% -1.60		22/08/17 15:53:39	277,021 39,445,008.59
JEUDAN A/S DK0061282464	290.00	-2.36% -7.00		22/08/17 15:27:12	4,255 1,230,652.00
JYSKE BANK A/S DK0010307958	401.80	1.21% 4.80	█	22/08/17 15:53:33	233,521 93,918,673.30
KREDITBANKEN A/S DK0010253764	4,080.00	1.49% 60.00	█	22/08/17 14:12:29	46 186,560.00
KØBENHAVNS LUFTHAVNE A/S DK0010201102	6,400.00	0.00% 0.00		22/08/17 15:22:31	5 32,000.00
LOLLANDS BANK A/S DK0060000107	590.00	-2.32% -14.00		22/08/17 15:19:29	79 47,702.00
LUXOR B A/S DK0010213628	765.00	0.00% 0.00		22/08/17 14:16:31	10 7,650.00
LÅN OG SPAR BANK A/S DK0010201532	655.00	1.55% 10.00	█	22/08/16 16:50:55	25 16,375.00
MAERSK DRILLING A/S DK0061135753	342.40	-2.51% -8.80		22/08/17 15:53:54	39,865 13,724,125.20
MATAS A/S DK0060497295	82.00	6.84% 5.25	█	22/08/17 15:54:02	341,546 27,913,598.92
MT HOJGAARD HOLDING A/S C... DK0010255975	130.50	-5.78% -8.00		22/08/17 15:44:24	2,260 306,423.50
MØNS BANK A/S DK0060133841	224.00	2.28% 5.00	█	22/08/17 13:20:32	1,514 332,817.00
NETCOMPANY GROUP A/S DK0060952919	306.20	-5.96% -19.40		22/08/17 15:53:49	573,828 180,331,473.50
NEWCAP HOLDING A/S DK0010212570	0.346	-3.89% -0.01		22/08/17 09:49:39	5,389 1,864.59
NILFISK HOLDING A/S DKK20 DK0060907293	180.20	-1.31% -2.40		22/08/17 15:34:59	5,997 1,087,960.20
NKT A/S DK0010287663	366.40	-5.32% -20.60		22/08/17 15:53:46	212,521 78,463,158.80
NNIT A/S DKK10 DK0060580512	73.50	1.52% 1.10	█	22/08/17 15:42:34	23,750 1,732,956.30
NORDEA BANK ABP FI4000297767	72.69	-1.13% -0.83		22/08/17 15:54:03	399,033 29,265,767.49
NORDFYNS BANK A/S DK0061295441	230.00	-2.13% -5.00		22/08/17 15:33:08	1,072 247,790.00
NORDIC SHIPHOLDING A/S DK0060083996	0.098	5.15% 0.00	█	22/08/17 12:25:47	69,009 5,644.26
NORTH MEDIA A/S DK0010270347	80.90	2.28% 1.80	█	22/08/17 15:44:55	14,828 1,176,746.25

NOVO-NORDISK AS B DK0060534915	773.40	0.47% 3.60		22/08/17 15:54:11	739,700 573,089,916.10
NOVOZYMES A/S SER. B DK0060336014	452.00	-0.07% -0.30		22/08/17 15:54:15	141,230 64,135,679.65
NTG NORDIC TRANSPORT GROU... DK0061141215	369.00	-1.47% -5.50		22/08/17 15:48:40	19,162 7,122,996.75
NTR HOLDING B A/S DK0010027671	5.25	3.96% 0.20		22/08/17 13:19:18	2,530 13,277.15
OERSTED A/S DK0060094928	812.40	1.30% 10.40		22/08/17 15:54:11	159,193 128,953,764.35
ORPHAZYME A/S DK0060910917	1.621	-1.46% -0.02		22/08/17 15:48:23	39,883 64,554.92
PANDORA A/S DK0060252690	494.00	-1.44% -7.20		22/08/17 15:53:49	220,729 110,898,356.50
PARK STREET A/S 'A' DK0010158500	14.10	-2.08% -0.30		22/08/17 15:38:14	1,232 17,613.20
PARKEN SPORT & ENTERTAINM... DK0010237643	86.80	0.70% 0.60		22/08/17 15:29:03	8,835 684,464.60
PER AARSLEFF HOLDING B A/... DK0060700516	219.50	-2.01% -4.50		22/08/17 15:45:02	8,720 1,898,299.00
PRIME OFFICE A/S DK0060137594	242.00	-3.20% -8.00		22/08/16 11:41:23	45 10,890.00
RIAS B A/S DK0010125848	615.00	0.00% 0.00		22/08/17 12:29:19	3 1,845.00
RINGKJØBING LANDBOBANK A/... DK0060854669	806.00	-0.12% -1.00		22/08/17 15:53:24	13,935 11,204,158.00
ROBLON B A/S DK0060485019	173.00	0.00% 0.00		22/08/17 14:28:01	85 14,829.00
ROCKWOOL A/S SER. 'A' DK0010219070	1,798.00	-3.85% -72.00		22/08/17 15:50:28	830 1,531,418.00
ROCKWOOL A/S SER. 'B' DK0010219153	1,795.50	-4.60% -86.50		22/08/17 15:54:07	24,096 44,599,572.00
ROVSING A/S DK0061152170	58.60	-2.01% -1.20		22/08/17 15:32:13	80 4,698.80
ROYAL UNIBREW A/S DK0060634707	593.40	-3.54% -21.80		22/08/17 15:54:13	170,488 104,635,634.60
RTX A/S DK0010267129	157.60	-0.25% -0.40		22/08/17 15:43:58	4,998 789,904.80
SANISTÅL A/S DK0010245661	84.80	-0.47% -0.40		22/08/17 15:12:08	2,634 223,863.20
SAS AB SE0003366871	0.4879	-1.91% -0.01		22/08/17 15:53:23	8,942,167 4,432,087.77
SCANDINAVIAN BRAKE SYSTEM... DK0060042612	9.08	8.61% 0.72		22/08/17 13:14:54	625 5,528.12