

## BIOGAIA AB SER. B

ISIN: SE0017769995 WKN: 5473124

## Overview

2024/09/17 08:08:25

Price  
10.32 EURDifference  0.88% (0.09)

## General attributes

ISIN	SE0017769995
Symbol	BIOG B
Exchange	Munich
Currency	EUR
Sector	Chemical / Pharmaceutical / Health
Security type	Stock
Market cap (m)	1,004 EUR
Benchmark	OMX STOCKHOLM 30 INDEX

## Market data

Bid (Bid size)	-
Ask (Ask size)	-
Open	10.32 EUR
High	10.32 EUR
Low	10.32 EUR
Close (prev. day)	10.23 EUR
VWAP	10.50 EUR
Volume (pcs)	0
Trading volume	0.00
Number of trades	2
Last size	0

## Futures and Options







Related Futures	-
Related Options	-



5y

Information about previous performance does not guarantee future performance.  
Source: FactSet

## Recent research

on sector			
Date		Headline	Download
2024/09/13		Equity Weekly	
2024/09/11		Global Equity Ratings	
2024/09/11		Aktienempfehlungen Global	
2024/09/09		Aktienempfehlungen Österreich	
2024/09/05		Global Equity Ratings	

## Details

2024/09/17 08:08:25

## Price

10.32 EUR

Difference ▲ 0.88% (0.09)

## General attributes

ISIN SE0017769995

Symbol BIOG B

Exchange Munich

Currency EUR

Sector Chemical / Pharmaceutical / Health

Security type Stock

Market cap (m) 1,004 EUR

Benchmark OMX STOCKHOLM 30 INDEX

## Market data

Bid (Bid size) -

Ask (Ask size) -

Open 10.32 EUR

High 10.32 EUR

Low 10.32 EUR

Close (prev. day) 10.23 EUR

VWAP 10.50 EUR

Volume (pcs) 0

Trading volume 0.00

Number of trades 2

Last size 0

## Performance and Risk

	6m	1y	3y
Perf (%)	-8.19%	+28.44%	+13.78%
Perf (abs.)	-0.92	+2.29	+1.25
Beta	-	-	-
Volatility	21.35	22.16	29.37



Information about previous performance does not guarantee future performance.  
Source: FactSet

## Price data

Ø price 5 days   Ø volume 5 days (pcs.)	10.19 EUR (0)
Ø price 30 days   Ø volume 30 days (pcs.)	10.62 EUR (13)
Ø price 100 days   Ø volume 100 days (pcs.)	10.81 EUR (4)
Ø price 250 days   Ø volume 250 days (pcs.)	10.15 EUR (2)
YTD High   date	11.63 EUR (2024/03/06)
YTD Low   date	9.11 EUR (2024/01/02)
52 Weeks High   date	11.63 EUR (2024/03/06)
52 Weeks Low   date	7.87 EUR (2023/09/20)

## Arbitrage views

Exchange <span>⊕</span>	Date	Time	Price	Trading volume (mio.)	Number of trades
Tradegate	2024/09/17	22:26	10.27 EUR	0.00	3
Stuttgart	2024/09/17	15:34	10.16 EUR	0.00	11
Nasdaq Stockholm	2024/09/17	18:00	116.60 SEK	6.99	455
Munich	2024/09/17	08:08	10.32 EUR	0.00	2
London Stock Exchange	2024/	10:35	123.00 SEK	0.66	1

European Trade Reporting	02/07				
Frankfurt	2024/ 09/17	08:01	10.33 EUR	0.00	2
FINRA other OTC Issues	2024/ 06/21	17:08	11.75 USD	0.01	2
Duesseldorf	2024/ 09/17	19:31	10.16 EUR	0.00	7
Berlin	2024/ 09/17	08:08	10.32 EUR	0.00	3

## Company profile

### Company Logo

**BioGaia**<sup>®</sup>

### Company Profile

-

### Contact Details

BIOGAIA

--

Kungsbroplan 3 112 27 Stockholm

Telefon: +46 (0)8 555 293 00

Fax: -

E-mail: [info@biogaia.se](mailto:info@biogaia.se)