

CAPRICORN METALS LTD.

ISIN: AU000000CMM9 WKN: CMM

Overview

2024/08/13 16:58:39

Price
3.99 USDDifference  -5.00% (-0.21)

General attributes

ISIN	AU000000CMM9
Symbol	CMM
Exchange	FINRA other OTC Issues
Currency	USD
Sector	Energy / Commodities
Security type	Stock
Market cap (m)	1,335 EUR
Benchmark	ASX ALL ORDINARIES INDEX

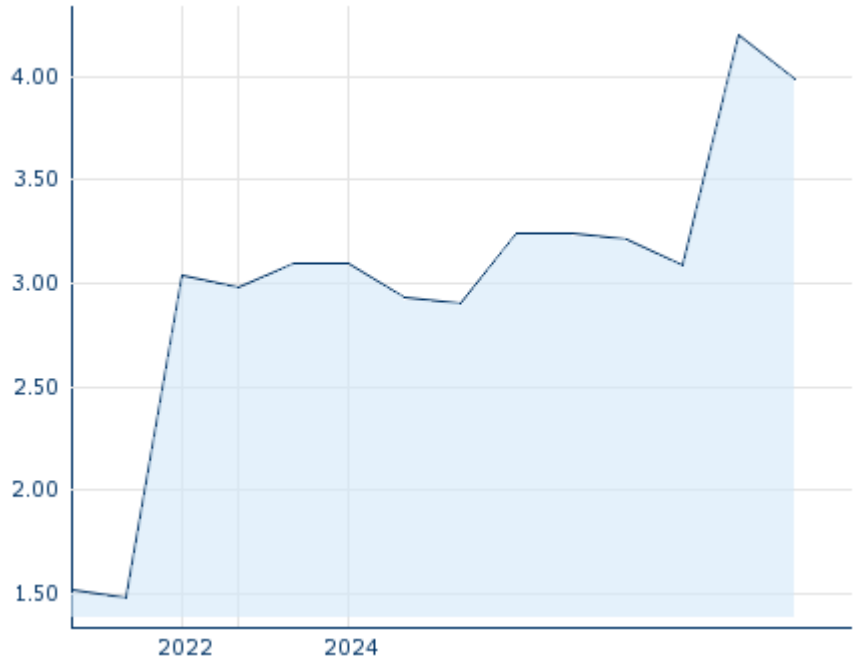
Market data

Bid (Bid size)	-
Ask (Ask size)	-
Open	3.99 USD
High	3.99 USD
Low	3.99 USD
Close (prev. day)	4.20 USD
VWAP	3.99 USD
Volume (pcs)	100
Trading volume	399.00
Number of trades	1
Last size	100

Futures and Options



Related Futures	-
Related Options	-

5y



Information about previous performance does not guarantee future performance.
Source: FactSet

Recent research

on sector	Date	Headline	Download
	2024/08/13	 Aktienempfehlungen Österreich	
	2024/08/12	 Global Equity Ratings	
	2024/08/12	 Aktienempfehlungen Global	
	2024/08/09	 Equity Weekly	
	2024/08/02	 Equity Weekly	

Details

2024/08/13 16:58:39

Price

3.99 USD

Difference 📉 -5.00% (-0.21)

General attributes

ISIN	AU000000CMM9
Symbol	CMM
Exchange	FINRA other OTC Issues
Currency	USD
Sector	Energy / Commodities
Security type	Stock
Market cap (m)	1,335 EUR
Benchmark	ASX ALL ORDINARIES INDEX

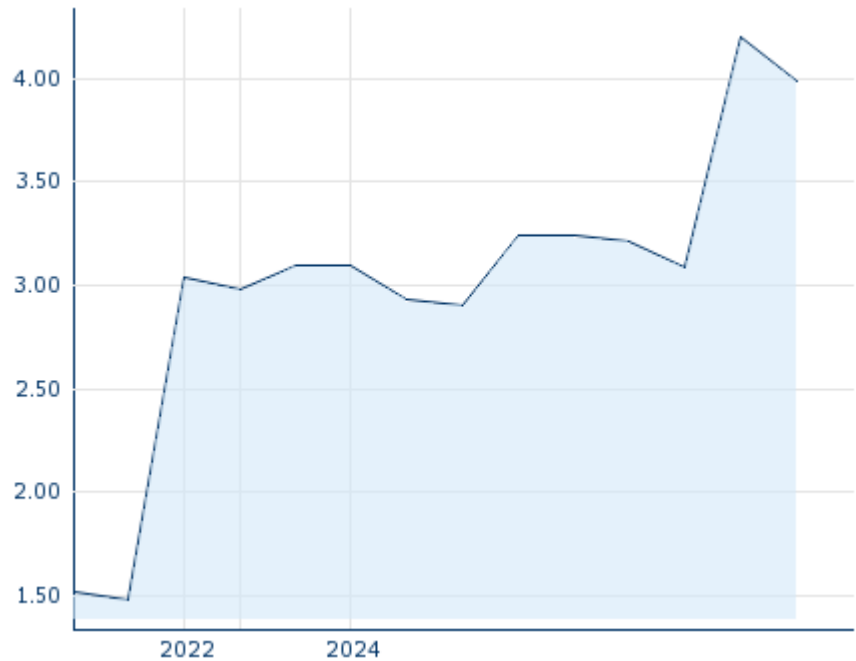
Market data

Bid (Bid size)	-
Ask (Ask size)	-
Open	3.99 USD
High	3.99 USD
Low	3.99 USD
Close (prev. day)	4.20 USD
VWAP	3.99 USD
Volume (pcs)	100
Trading volume	399.00
Number of trades	1
Last size	100

Performance and Risk

	6m	1y	3y
Perf (%)	-	-	+169.59%
Perf (abs.)	-	-	+2.51
Beta	1.05	1.36	1.17
Volatility	84.63	74.75	58.63

5y



Information about previous performance does not guarantee future performance.
Source: FactSet

Price data

Ø price 5 days Ø volume 5 days (pcs.)	4.10 USD (120)
Ø price 30 days Ø volume 30 days (pcs.)	- USD (-)
Ø price 100 days Ø volume 100 days (pcs.)	3.50 USD (65)
Ø price 250 days Ø volume 250 days (pcs.)	3.32 USD (31)
YTD High date	4.22 USD (2024/08/09)
YTD Low date	2.90 USD (2024/02/22)
52 Weeks High date	4.22 USD (2024/08/09)
52 Weeks Low date	2.90 USD (2024/02/22)

Arbitrage views

Exchange ⊕	Date	Time	Price	Trading volume (mio.)	Number of trades
Tradegate	2024/08/16	22:26	3.52 EUR	0.00	3
Stuttgart	2024/08/16	10:32	3.46 EUR	0.00	4
Hamburg	2024/08/16	08:01	3.42 EUR	0.00	3
Frankfurt	2024/08/16	08:08	3.42 EUR	0.00	2
FINRA other OTC Issues	2024/08/16:58		3.99 USD	0.00	1

	13						
Duesseldorf	2024/08/ 16	19:30	3.44	EUR	0.00		6
Berlin	2024/08/ 16	08:12	3.50	EUR	0.00		1
Australian Securities Exchange	2024/08/ 16	08:10	5.87	AUD	3.28		3,387

Company profile

Company Logo



Company Profile

-

Contact Details

CAPRICORN METALS

--

Telefon: -

Fax: -

E-mail: -