

## STOLT-NIELSEN LTD

ISIN: **BMG850801025** WKN: -

## Overview

2024/07/17 15:30:03

Price  
40.10 USDDifference  -6.26% (-2.68)

## General attributes

ISIN	BMG850801025
Symbol	SNI
Exchange	FINRA other OTC Issues
Currency	USD
Sector	Transport
Security type	Stock
Market cap (m)	2,127 EUR
Benchmark	FTSE 100

## Market data

Bid (Bid size)	-
Ask (Ask size)	-
Open	40.10 USD
High	40.10 USD
Low	40.10 USD
Close (prev. day)	42.78 USD
VWAP	39.7711 USD
Volume (pcs)	305
Trading volume	12,130.91
Number of trades	3
Last size	100

## Futures and Options





Related Futures	-
Related Options	-

5y



Information about previous performance does not guarantee future performance.  
Source: FactSet

## Recent research

on sector			
Date		Headline	Download
2024/07/15		Aktienempfehlungen Global	
2024/07/12		Global Equity Ratings	
2024/07/09		Aktienempfehlungen Österreich	
2024/06/28		Equity Weekly	
2024/06/24		Aktienempfehlungen Österreich	

## Details

2024/07/17 15:30:03

## Price

40.10 USD

Difference ▼ -6.26% (-2.68)

## General attributes

ISIN	BMG850801025
Symbol	SNI
Exchange	FINRA other OTC Issues
Currency	USD
Sector	Transport
Security type	Stock
Market cap (m)	2,127 EUR
Benchmark	FTSE 100

## Market data

Bid (Bid size)	-
Ask (Ask size)	-
Open	40.10 USD
High	40.10 USD
Low	40.10 USD
Close (prev. day)	42.78 USD
VWAP	39.7711 USD
Volume (pcs)	305
Trading volume	12,130.91
Number of trades	3
Last size	100

## Performance and Risk

	6m	1y	3y
Perf (%)	+17.94%	-	-
Perf (abs.)	+6.10	-	-
Beta	-0.11	0.23	0.71
Volatility	36.22	34.61	39.17

5y



Information about previous performance does not guarantee future performance.  
Source: FactSet

## Price data

Ø price 5 days   Ø volume 5 days (pcs.)	41.44 USD (303)
Ø price 30 days   Ø volume 30 days (pcs.)	43.66 USD (395)
Ø price 100 days   Ø volume 100 days (pcs.)	42.02 USD (367)
Ø price 250 days   Ø volume 250 days (pcs.)	36.53 USD (280)
YTD High   date	49.08 USD (2024/05/23)
YTD Low   date	30.21 USD (2024/01/02)
52 Weeks High   date	49.08 USD (2024/05/23)
52 Weeks Low   date	23.53 USD (2023/08/25)

## Arbitrage views

Exchange <span>⊕</span>	Date	Time	Price	Trading volume (mio.)	Number of trades
Tradegate	2024/07/18	22:26	36.75 EUR	0.01	3
Stuttgart	2024/07/18	16:15	36.60 EUR	0.00	10
London Stock Exchange	2024/07/12	11:10	434.50 NOK	0.91	1
Hanover	2024/07/18	08:05	36.35 EUR	0.00	3
Hamburg	2024/07/18	08:00	36.35 EUR	0.00	3

	18					
Frankfurt	2024/07/18	08:09	36.35 EUR	0.00		2
First North Stockholm	2024/07/17	18:00	433.00 NOK	0.00		1
FINRA other OTC Issues	2024/07/17	15:30	40.10 USD	0.01		3
Duesseldorf	2024/07/18	08:12	36.30 EUR	0.00		3
Berlin	2024/07/18	08:11	36.35 EUR	0.00		3

## Company profile

### Company Logo



### Company Profile

-

### Contact Details

STOLT-NIELSEN

--

Kingsway 65 WC2B 6TD London

Telefon: +44 20 7611 8960

Fax: +44 20 7611 8965

E-mail: [investors@stolt.com](mailto:investors@stolt.com)